テルペン製品紹介

合同会社LINONX

OG Kush(Hybrid)

強烈で心地よい香りにより、
この表現型は世界で最も人気があります。
OG Kushが人気を誇る理由はその特徴的なフレーバーです。
柑橘系の爽やかな香りと、土や麻といった素朴な香りが
ミックスされたその香りは世界中の愛好家たちを虜にしました。

Hybrid（Sativa:25% / Indica75%）

50ml / 1.7oz	250ml / 8.4oz
￥90,000(税込)	**￥358,000**(税込)

Aromatic Profile

深みのあるサワーライムのフレーバーと松のようなアンダートーン

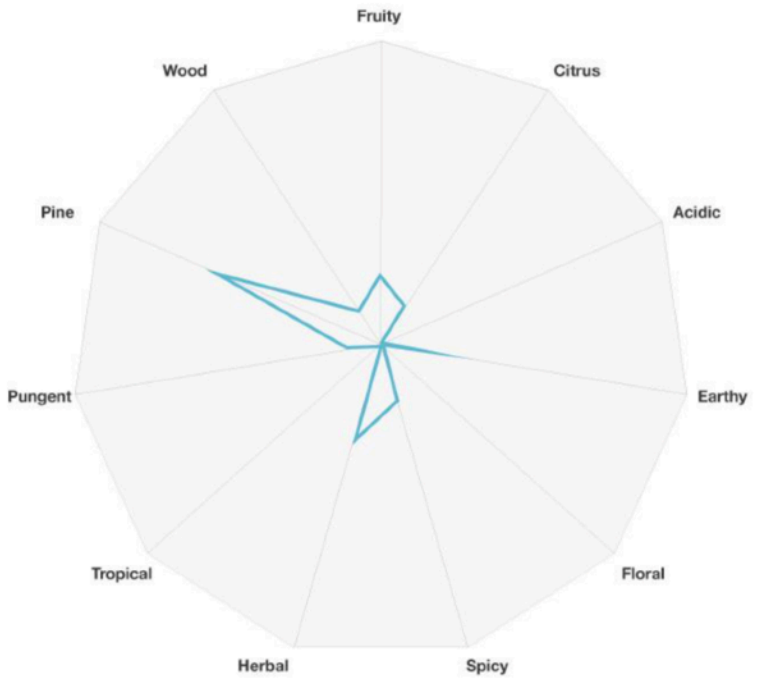

品質基準

- Food Grade
- Only Natural Ingredients
- Solvent Free
- Botanical Derived
- OU Kosher
- Non GMO
- ISO 9001

主要なテルペン

Myrcene	32.6%
Limonene	24.9%
Beta-Caryophyllene	21.1%
Linalool	5.9%
Beta-Pinene	3.6%
Nerolidol	3%
Terpineol	2.7%
Fenchol	2.4%
Geranyl-Acetate	1.4%
Borneol	0.8%
Other Terpenes	1.6%

COA(成分分析表)

-OG Kush-terpenes ① ② ③ -OG Kush-cannabinoids

Steep Hill California

CERTIFICATE OF ANALYSIS

1905 PARKER STREET, BERKELEY, CA 94710
LICENSE #: C8-17-0000001-TEMP

OG Kush

SAMPLE TYPE
Essential Oil

STEEP HILL ID
BK56234

BATCH ID
6-03-3010

RECEIVED **07/31/18**
REPORTED **08/21/18**

CUSTOMER
Eybna Technologies

DENSITY **0.88 g/mL**

TEST NAME
Extended Terpenes

METHOD NAME
SOP-024

Terpene	mg/mL	%	mg/g	LOD mg/g	LOQ mg/g
α-Bisabolol	ND	ND	ND	0.00020	0.00048
endo-Borneol	4.9	0.56	5.6	0.00020	0.00047
Camphene	2.7	0.31	3.1	0.00020	0.00048
Camphor	ND	ND	ND	0.00020	0.00048
3-Carene	ND	ND	ND	0.00020	0.00047
Caryophyllene Oxide	9.1	1.04	10.4	0.00020	0.00049
β-Caryophyllene	131	15.0	150.	0.00020	0.00047
α-Cedrene	ND	ND	ND	0.00020	0.00048
Cedrol	ND	ND	ND	0.00020	0.00048
Citronellol	ND	ND	ND	0.00020	0.00048
Eucalyptol	ND	ND	ND	0.00020	0.00049
α-Farnesene	ND	ND	ND	0.000190	0.00029
β-Farnesene	ND	ND	ND	0.000190	0.00039
Fenchol	18.4	2.1	21	0.00020	0.00048
Fenchone	ND	ND	ND	0.00020	0.00048

ND - Not Detected

LOD - Limit of Detection
LOQ - Limit of Quantitation

PROCEED TO NEXT PAGE

CERTIFICATE #: BK56234-9
REVISION: TRP-001 Rev. 3.

PAGE 1 OF 3

© 2018 STEEP HILL, INC. ALL RIGHTS RESERVED.

Steep Hill California

CERTIFICATE OF ANALYSIS

1905 PARKER STREET, BERKELEY, CA 94710
LICENSE #: C8-17-0000001-TEMP

OG Kush

TEST NAME
Extended Terpenes

METHOD NAME
SOP-024

Terpene	mg/mL	%	mg/g	LOD mg/g	LOQ mg/g
Geraniol	ND	ND	ND	0.00020	0.00047
Geranyl Acetate	10.1	1.15	11.5	0.00020	0.00048
Guaiol	ND	ND	ND	0.00030	0.00098
α-Humulene	ND	ND	ND	0.00020	0.00048
Isoborneol	ND	ND	ND	0.00020	0.00048
Isopulegol	ND	ND	ND	0.00020	0.00049
Limonene	192	22	220	0.00020	0.00048
Linalool	36	4.1	41	0.00020	0.00047
Menthol	ND	ND	ND	0.00020	0.00048
β-Myrcene	240	28	280	0.00020	0.00049
Nerol	ND	ND	ND	0.00020	0.00049
cis-Nerolidol	ND	ND	ND	0.00020	0.00047
trans-Nerolidol	12.8	1.46	14.6	0.000030	0.000050
cis-β-Ocimene	ND	ND	ND	0.000190	0.00036
trans-β-Ocimene	ND	ND	ND	0.000040	0.000130
α-Phellandrene	ND	ND	ND	0.00020	0.00049
Phytol 1	ND	ND	ND	0.000190	0.00036
Phytol 2	ND	ND	ND	0.000190	0.00032
α-Pinene	< LOQ			0.00020	0.00048
β-Pinene	25	2.9	29	0.00020	0.00048
Pulegone	ND	ND	ND	0.00020	0.00048
Sabinene	0.45	0.052	0.52	0.000030	0.000050
Sabinene Hydrate	ND	ND	ND	0.000030	0.000050
α-Terpinene	ND	ND	ND	0.00020	0.00048
γ-Terpinene	ND	ND	ND	0.00020	0.00048

ND - Not Detected
< LOQ - Below Limit of Quantitation

LOD - Limit of Detection
LOQ - Limit of Quantitation

PROCEED TO NEXT PAGE

CERTIFICATE #: BK56234-9
REVISION: TRP-001 Rev. 3.

PAGE 2 OF 3

© 2018 STEEP HILL, INC. ALL RIGHTS RESERVED.

Steep Hill California

CERTIFICATE OF ANALYSIS

1905 PARKER STREET, BERKELEY, CA 94710
LICENSE #: C8-17-0000001-TEMP

OG Kush

TEST NAME
Extended Terpenes

METHOD NAME
SOP-024

Terpene	mg/mL	%	mg/g	LOD mg/g	LOQ mg/g
α-Terpineol	18.3	2.1	21	0.00020	0.00047
Terpinolene	ND	ND	ND	0.00020	0.00047
Valencene	ND	ND	ND	0.00020	0.00049
Total Measured	**701**	**81**	**808**		

ND - Not Detected

LOD - Limit of Detection
LOQ - Limit of Quantitation

CERTIFICATION

BRIAN BRANDLEY PH.D
CHIEF OF LAB OPERATIONS

CERTIFICATE #: BK56234-9
REVISION: TRP-001 Rev. 3.

This certificate is issued in accordance with Steep Hill standard operating procedure SOP-024. The above results relate only to the samples tested and for the specific tests conducted. Steep Hill grants permission to reproduce this document in full only.

PAGE 3 OF 3

© 2018 STEEP HILL, INC. ALL RIGHTS RESERVED.

Certificate of Analysis

OG Kush

Sample ID: BK45006-10	**Batch ID:** 24110001		
Customer: Eybna Technologies	**Type:** Concentrate	**Instrument:** HPLC-PDA	**Submitted:** 01/18/18
Test Site: Berkeley, CA	**Test:** Standard Potency	**Method:** SOP-024	**Reported:** 01/29/18

Compound Profile: Cannabinoids

Cannabinoid	%	mg/g
CBD	Not Detected	
CBDA	Not Detected	
CBG	Not Detected	
CBN	Not Detected	
THC	Not Detected	
THCA	Not Detected	
Total Measured:	**0 %**	**0 mg/g**

Decarboxylated Values

Cannabinoid	Equation	Value
THC	THCA x 0.877 + THC	Not Detected
CBD	CBDA x 0.877 + CBD	Not Detected

Certificate #: BK45006-10 | SRP-001 Rev. 3

This is the complete Standard Potency report

Steep Hill Berkeley - 1905 Parker Street, Berkeley, CA 94710

© 2018 Steep Hill Labs, Inc. All rights reserved.

Mango Haze(Sativa)

Mango Haze は、Northern Lights #5,Skunk, Haze を交配して作られたサティバ大麻テルペンです。
このテルペンはマンゴーの香りと味が特徴で女性でもリキッドで吸いやすい味になります。

Sativa(NL5:25% / Skunk:25% / Haze:50%)

50ml / 1.7oz	250ml / 8.4oz
￥90,000(税込)	**￥358,000(税込)**

Aromatic Profile

フレーバーマップ

ベリー	フルーティー	ハニー	酸っぱい	バニラ	柑橘類	ミント
2	6	2	4	1	4	1

Food Grade
Only Natural Ingredients
Solvent Free
Botanical Derived
OU Kosher
Non GMO
ISO 9001

主要なテルペン

Beta-Myrcene	16.38%
D-Limonene	14.81%
Beta-Caryophyllene	12.44%
Alpha-Pinene	9.15%
Beta-Pinene	8.54%
Nerolidol	4.47%
Alpha-Phellandrene	4.4%
Alpha-Humulene	4.38%
Linalool	3.86%
Alpha-Terpineol	2.82%
Other Compounds	18.75%

COA(成分分析表)

-Mango Haze-terpenes ①

sc labs

Hemp Quality Assurance Testing
CERTIFICATE OF ANALYSIS
MANGO HAZE - PALATE LINE | DATE ISSUED 09/17/2021

Pesticide Analysis

Pesticide and plant growth regulator analysis utilizing high-performance liquid chromatography-mass spectrometry (HPLC-MS) or gas chromatography-mass spectrometry (GC-MS).

*GC-MS utilized where indicated.

Method: GSP 1212 - Analysis of Pesticides and Mycotoxins by LC-MS or GSP 1213 - Analysis of Pesticides by GC-MS

PESTICIDE TEST RESULTS - 09/17/2021 ND

COMPOUND	LOD/LOQ (µg/g)	ACTION LIMIT (µg/g)	MEASUREMENT UNCERTAINTY (µg/g)	RESULT (µg/g)
Abamectin	0.03 / 0.10	0.3	N/A	ND
Azoxystrobin	0.01 / 0.04	40	N/A	ND
Bifenazate	0.01 / 0.02	5	N/A	ND
Bifenthrin	0.01 / 0.02	0.5	N/A	ND
Boscalid	0.02 / 0.06	10	N/A	ND
Chlorpyrifos	0.02 / 0.06	≥ LOD	N/A	ND
Cypermethrin	0.1 / 0.3	1	N/A	ND
Etoxazole	0.010 / 0.028	1.5	N/A	ND
Hexythiazox	0.01 / 0.04	2	N/A	ND
Imidacloprid	0.01 / 0.04	3	N/A	ND
Malathion	0.02 / 0.05	5	N/A	ND
Myclobutanil	0.03 / 0.1	9	N/A	ND
Permethrin	0.03 / 0.09	20	N/A	ND
Piperonylbutoxide	0.003 / 0.009	8	N/A	ND
Propiconazole	0.01 / 0.03	20	N/A	ND
Spiromesifen	0.02 / 0.05	12	N/A	ND
Tebuconazole	0.02 / 0.07	2	N/A	ND
Trifloxystrobin	0.01 / 0.03	30	N/A	ND

© 2021 SC Labs all rights reserved. Trademarks referenced are trademarks of either SC Labs or their respective owners. MKT0002 REV8 6/21

②

sc labs

Hemp Quality Assurance Testing
CERTIFICATE OF ANALYSIS
MANGO HAZE - PALATE LINE | DATE ISSUED 09/17/2021

Residual Solvents Analysis

Residual Solvent analysis utilizing gas chromatography-mass spectrometry (GC-MS).

Method: GSP 1204 - Analysis of Residual Solvents by GC-MS

RESIDUAL SOLVENTS TEST RESULTS - 09/17/2021 DETECTED

COMPOUND	LOD/LOQ (µg/g)	ACTION LIMIT (µg/g)	MEASUREMENT UNCERTAINTY (µg/g)	RESULT (µg/g)
Propane	10 / 20	5000	N/A	<LOQ
Butane	10 / 50	5000	N/A	ND
Pentane	20 / 50	5000	N/A	ND
Hexane	2 / 5	290	N/A	ND
Heptane	20 / 60	5000	N/A	ND
Benzene	0.03 / 0.09	1	N/A	ND
Toluene	7 / 21	890	±5.3	126
Total Xylenes	50 / 160	2170	N/A	ND
Methanol	50 / 200	3000	N/A	ND
Ethanol	20 / 50	5000	N/A	ND
Isopropyl Alcohol	10 / 40	5000	N/A	<LOQ
Acetone	20 / 50	5000	±22.6	592
Ethyl ether	20 / 50	5000	N/A	ND
Ethylene Oxide	0.3 / 0.8	1	N/A	ND
Ethyl acetate	20 / 60	5000	N/A	ND
Chloroform	0.1 / 0.2	1	N/A	ND
Methylene chloride	0.3 / 0.9	1	N/A	ND
Trichloroethylene	0.1 / 0.3	1	N/A	ND
1,2-Dichloroethane	0.05 / 0.1	1	N/A	ND
Acetonitrile	2 / 7	410	N/A	ND

Heavy Metals Analysis

Heavy metal analysis utilizing inductively coupled plasma-mass spectrometry (ICP-MS).

Method: GSP 1140 - Analysis of Heavy Metals by ICP-MS

HEAVY METALS TEST RESULTS - 09/16/2021 ND

COMPOUND	LOD/LOQ (µg/g)	ACTION LIMIT (µg/g)	MEASUREMENT UNCERTAINTY (µg/g)	RESULT (µg/g)
Arsenic	0.02 / 0.1	0.42	N/A	ND
Cadmium	0.02 / 0.05	0.27	N/A	ND
Lead	0.04 / 0.1	0.5	N/A	ND
Mercury	0.002 / 0.01	0.4	N/A	ND

© 2021 SC Labs all rights reserved. Trademarks referenced are trademarks of either SC Labs or their respective owners. MKT0002 REV8 6/21

-Mango Haze-cannabinoids

sc labs

Hemp Quality Assurance Testing
CERTIFICATE OF ANALYSIS
MANGO HAZE - PALATE LINE | DATE ISSUED 09/17/2021

Cannabinoid Analysis

Tested by high-performance liquid chromatography with diode-array detection (HPLC-DAD).

Method: GSP 1117 - Analysis of Cannabinoids by HPLC-DAD

TOTAL THC: Not Detected
Total THC (Δ9THC+0.877*THCa)

TOTAL CBD: Not Detected
Total CBD (CBD+0.877*CBDa)

TOTAL CANNABINOIDS: Not Detected
Total Cannabinoids (Total THC) + (Total CBD) + (Total CBG) + (Total THCV) + (Total CBC) + (Total CBDV) + ΔΒTHC + CBL + CBN

TOTAL CBG: ND
Total CBG (CBG+0.877*CBGa)

TOTAL THCV: ND
Total THCV (THCV+0.877*THCVa)

TOTAL CBC: ND
Total CBC (CBC+0.877*CBCa)

TOTAL CBDV: ND
Total CBDV (CBDV+0.877*CBDVa)

CANNABINOID TEST RESULTS - 09/17/2021

COMPOUND	LOD/LOQ (mg/mL)	MEASUREMENT UNCERTAINTY (mg/mL)	RESULT (mg/mL)	RESULT (%)
Δ9THC	0.002 / 0.014	N/A	ND	ND
ΔΒTHC	0.01 / 0.02	N/A	ND	ND
THCa	0.001 / 0.005	N/A	ND	ND
THCV	0.002 / 0.012	N/A	ND	ND
THCVa	0.002 / 0.019	N/A	ND	ND
CBD	0.004 / 0.011	N/A	ND	ND
CBDa	0.001 / 0.026	N/A	ND	ND
CBDV	0.002 / 0.012	N/A	ND	ND
CBDVa	0.001 / 0.018	N/A	ND	ND
CBG	0.002 / 0.006	N/A	ND	ND
CBGa	0.002 / 0.007	N/A	ND	ND
CBL	0.003 / 0.010	N/A	ND	ND
CBN	0.001 / 0.007	N/A	ND	ND
CBC	0.003 / 0.010	N/A	ND	ND
CBCa	0.001 / 0.015	N/A	ND	ND
SUM OF CANNABINOIDS			ND	ND

Unit Mass: 10 milliliters per Unit / Serving Size: 10 milliliters per Serving

Δ9THC per Unit	ND
Δ9THC per Serving	ND
Total THC per Unit	ND
Total THC per Serving	ND
CBD per Unit	ND
CBD per Serving	ND
Total CBD per Unit	ND
Total CBD per Serving	ND
Sum of Cannabinoids per Unit	ND
Sum of Cannabinoids per Serving	ND
Total Cannabinoids per Unit	ND
Total Cannabinoids per Serving	ND

DENSITY TEST RESULT

0.8668 g/mL
Tested 09/13/2021

Method: GSP 7870 - Sample Preparation

© 2021 SC Labs all rights reserved. Trademarks referenced are trademarks of either SC Labs or their respective owners. MKT0002 REV8 6/21

Pink Lemonade(Hybrid)

レモンスカンクとパープルクッシュの交配種
このテルペンはフルーティーで柑橘系の香り
人気フレーバーの１つです。

Hybrid（Sativa:30% / Indica70%）

50ml / 1.7oz	250ml / 8.4oz
￥90,000(税込)	**￥358,000**(税込)

Aromatic Profile

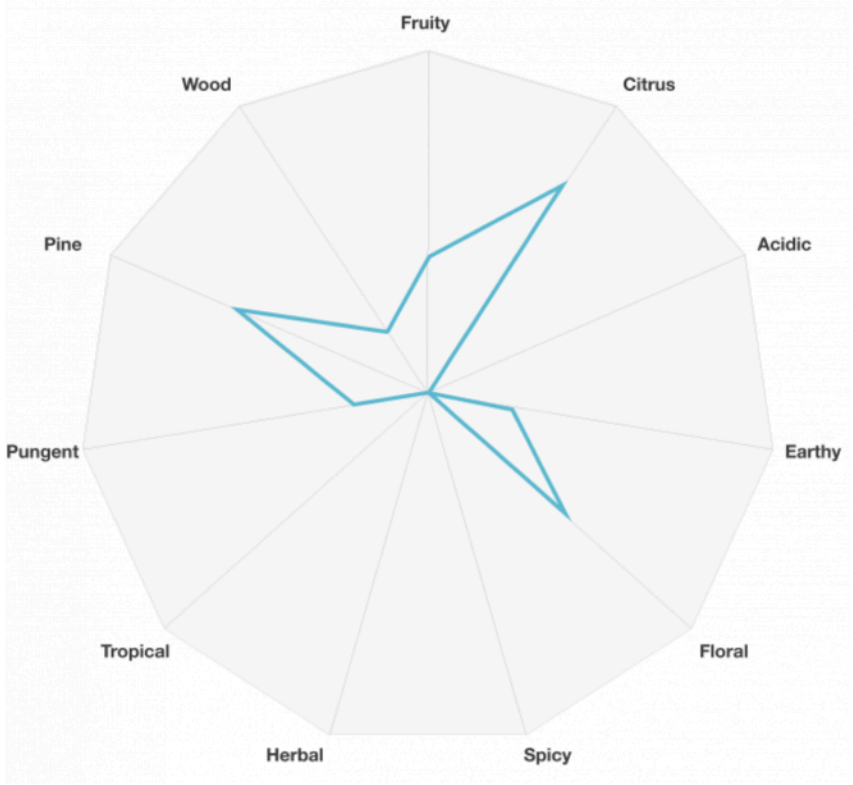

品質基準

- Food Grade
- Only Natural Ingredients
- Solvent Free
- Botanical Derived
- OU Kosher
- Non GMO
- ISO 9001

主要なテルペン

Beta-Caryophyllene	30.08%
D-Limonene	21.27%
Beta-Myrcene	16.1%
Alpha-Humulene	9.781%
Linalool	9.135%
Alpha-Pinene	4.309%
Beta-Pinene	3.945%
Alpha-Bisabalol	2.791%
Geraniol	0.9203%
Caryophyllene Oxide	0.9105%
Other Compounds	0.739714%

COA(成分分析表)

現在申請中になります。

Alien OG(Hybrid)

Kush Noteと素朴なベースを備えた
滑らかなフルーティーな香りが特徴

Hybrid（Sativa:25% / Indica75%）

50ml / 1.7oz	250ml / 8.4oz
￥90,000(税込)	**￥358,000**(税込)

Aromatic Profile

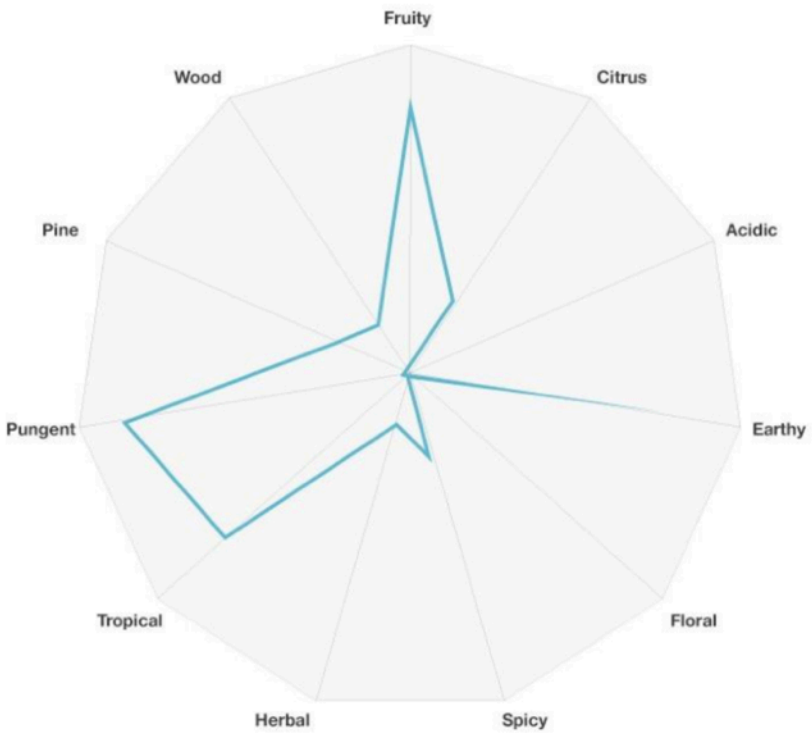

品質基準

- Food Grade
- Only Natural Ingredients
- Solvent Free
- Botanical Derived
- OU Kosher
- Non GMO
- ISO 9001

主要なテルペン

Beta-Caryophyllene	25.69%
Beta-Myrcene	23.59%
D-Limonene	17.27%
Terpinolene	10.79%
Linalool	6.78%
Alpha-Pinene	4.13%
Alpha-Bisabalol	3.51%
Beta-Ocimene	3.39%
Beta-Pinene	2.47%
Camphene	0.61%
Other Terpenes	1.77%

COA(成分分析表)

-Alien OG-terpenes ① ② ③ -Alien OG-cannabinoids

sclabs™

Hemp Quality Assurance Testing
CERTIFICATE OF ANALYSIS
ALIEN OG | DATE ISSUED 08/02/2020

Terpenoid Analysis

Terpene analysis utilizing gas chromatography-flame ionization detection (GC-FID). Terpenes are the aromatic compounds that endow cannabis with their unique scent and effect. Following are the primary terpenes detected.

Method: GSP - (1115) Analysis of Terpenoids by GC-FID

1 **β Caryophyllene**
A sesquiterpene with a fragrance that can be described as spicy, woody, dry, dusty and mildly sweet. It was one of the first organic compounds to fully synthesized in a laboratory and plays a role in the endocannabinoid system as it is a functional CB_2 receptor agonist. Found in black pepper, clove, hops, rosemary, black-jack, perilla, spicebush, indian pennywort, celery, frankincense, vitex, parsley, marigold, tamarind...etc.

2 **Myrcene**
A monoterpene with a fragrance that can be described as peppery, spicy, herbal, floral and woody. Although it has a pleasant odor, it is typically used by the perfume industry as precursor for developing other fragrances. Found in hops, lemongrass, bay, thyme, lemon grass, mango, verbena, cardamom, citrus...etc.

3 **Limonene**
A monoterpene with a fragrance that can be described as orangey, citrusy, sweet and tart. It is most commonly found in nature as D-Limonene and is a primary contributor to the distinct scent of orange peels, from which it is commonly derived. Found in numerous pines, red maple, silver maple, aspens, cottonwoods, hemlocks, sumac, cedar, juniperes...etc.

TERPENOID TEST RESULTS - 08/02/2020

COMPOUND	LOD/LOQ (mg/g)	MEASUREMENT UNCERTAINTY (mg/g)	RESULT (mg/g)	RESULT (%)
β Caryophyllene	0.02 / 0.07	±13.147	277.36	27.736
Myrcene	0.04 / 0.11	±15.464	191.86	19.186
Limonene	0.02 / 0.05	±5.693	155.12	15.512
Terpinolene	0.03 / 0.09	±8.837	129.01	12.901
Linalool	0.03 / 0.08	±2.435	66.31	6.631
α Pinene	0.03 / 0.09	±2.402	36.73	3.673
α Bisabolol	0.02 / 0.07	±1.572	35.40	3.540
Ocimene	0.03 / 0.09	±2.261	19.06	1.906
β Pinene	0.04 / 0.11	±1.346	12.59	1.259
α Phellandrene	0.05 / 0.1	±1.34	12.7	1.27
Caryophyllene Oxide	0.04 / 0.11	±0.656	8.81	0.881
α Terpinene	0.04 / 0.1	±0.50	5.6	0.56
Camphene	0.04 / 0.11	±0.394	5.14	0.514
γ Terpinene	0.04 / 0.1	±0.26	3.2	0.32
Terpineol	0.02 / 0.07	±0.133	1.23	0.123
α Humulene	0.02 / 0.05	±0.038	1.17	0.117
Sabinene	0.04 / 0.11	±0.044	0.56	0.056
α Cedrene	0.02 / 0.07	±0.017	0.42	0.042
3 Carene	0.04 / 0.1	±0.02	0.2	0.02
Eucalyptol	0.03 / 0.08	±0.006	0.12	0.012
Sabinene Hydrate	0.02 / 0.07	N/A	ND	ND
Fenchone	0.04 / 0.12	N/A	ND	ND
Fenchol	0.03 / 0.09	N/A	ND	ND
(-)-Isopulegol	0.02 / 0.06	N/A	ND	ND
Camphor	0.1 / 0.2	N/A	ND	ND
Isoborneol	0.04 / 0.1	N/A	ND	ND
Borneol	0.1 / 0.2	N/A	ND	ND
Menthol	0.03 / 0.09	N/A	ND	ND
Nerol	0.03 / 0.09	N/A	ND	ND
R-(+)-Pulegone	0.03 / 0.09	N/A	ND	ND
Geraniol	0.02 / 0.07	N/A	ND	ND
Geranyl Acetate	0.02 / 0.06	N/A	ND	ND
Valencene	0.01 / 0.03	N/A	ND	ND
Nerolidol	0.3 / 0.8	N/A	ND	ND
Guaiol	0.03 / 0.09	N/A	ND	ND
Cedrol	0.04 / 0.11	N/A	ND	ND
TOTAL TERPENOIDS			967.59 mg/g	96.759%

SC Laboratories, LLC. 100 Pioneer Street, Suite E, Santa Cruz, CA 95060 | 866-435-0709 | sclabs.com | CB-0000815-LIC | ISO/IES 17025 : 2017 Accredited PJLA Accreditation Number 87168
© 2020 SC Labs all rights reserved. Trademarks referenced are trademarks of either SC Labs or their respective owners. MKT0003 REV5 6/20 CoA ID: 200729G004-001 Page 3 of 6

sclabs™

Hemp Quality Assurance Testing
CERTIFICATE OF ANALYSIS
ALIEN OG | DATE ISSUED 08/02/2020

Pesticide Analysis

CATEGORY 1 AND 2 PESTICIDES
Pesticide and plant growth regulator analysis utilizing high-performance liquid chromatography-mass spectrometry (HPLC-MS) or gas chromatography-mass spectrometry (GC-MS). *GC-MS utilized where indicated.

Method: GSP - (1213) Analysis of Pesticides and Mycotoxins by LC-MS or GSP - (1215) Analysis of Pesticides by GC-MS

CATEGORY 1 PESTICIDE TEST RESULTS - 07/31/2020 PASS

COMPOUND	LOD/LOQ (µg/g)	ACTION LIMIT (µg/g)	MEASUREMENT UNCERTAINTY (µg/g)	RESULT (µg/g)	RESULT
Aldicarb	0.03 / 0.09	≥ LOD	N/A	ND	PASS
Carbofuran	0.01 / 0.04	≥ LOD	N/A	ND	PASS
Chlordane*	0.03 / 0.08	≥ LOD	N/A	ND	PASS
Chlorfenapyr*	0.03 / 0.10	≥ LOD	N/A	ND	PASS
Chlorpyrifos	0.02 / 0.06	≥ LOD	N/A	ND	PASS
Coumaphos	0.02 / 0.06	≥ LOD	N/A	ND	PASS
Daminozide	0.03 / 0.10	≥ LOD	N/A	ND	PASS
DDVP (Dichlorvos)	0.02 / 0.07	≥ LOD	N/A	ND	PASS
Dimethoate	0.02 / 0.07	≥ LOD	N/A	ND	PASS
Ethoprop(hos)	0.03 / 0.08	≥ LOD	N/A	ND	PASS
Etofenprox	0.02 / 0.05	≥ LOD	N/A	ND	PASS
Fenoxycarb	0.02 / 0.06	≥ LOD	N/A	ND	PASS
Fipronil	0.02 / 0.06	≥ LOD	N/A	ND	PASS
Imazalil	0.02 / 0.06	≥ LOD	N/A	ND	PASS
Methiocarb	0.02 / 0.06	≥ LOD	N/A	ND	PASS
Methyl parathion	0.03 / 0.10	≥ LOD	N/A	ND	PASS
Mevinphos	0.03 / 0.09	≥ LOD	N/A	ND	PASS
Paclobutrazol	0.02 / 0.05	≥ LOD	N/A	ND	PASS
Propoxur	0.02 / 0.06	≥ LOD	N/A	ND	PASS
Spiroxamine	0.02 / 0.05	≥ LOD	N/A	ND	PASS
Thiacloprid	0.03 / 0.07	≥ LOD	N/A	ND	PASS

CATEGORY 2 PESTICIDE TEST RESULTS - 07/31/2020 PASS

COMPOUND	LOD/LOQ (µg/g)	ACTION LIMIT (µg/g)	MEASUREMENT UNCERTAINTY (µg/g)	RESULT (µg/g)	RESULT
Abamectin	0.03 / 0.10	0.3	N/A	ND	PASS
Acephate	0.01 / 0.04	5	N/A	ND	PASS
Acequinocyl	0.02 / 0.05	4	N/A	ND	PASS
Acetamiprid	0.02 / 0.05	5	N/A	ND	PASS
Azoxystrobin	0.01 / 0.04	40	N/A	ND	PASS
Bifenazate	0.01 / 0.02	5	N/A	ND	PASS
Bifenthrin	0.01 / 0.02	0.5	N/A	ND	PASS
Boscalid	0.02 / 0.06	10	N/A	ND	PASS
Captan	0.2 / 0.5	5	N/A	ND	PASS
Carbaryl	0.01 / 0.02	0.5	N/A	ND	PASS
Chlorantraniliprole	0.01 / 0.03	40	N/A	ND	PASS

Continued on next page

SC Laboratories, LLC. 100 Pioneer Street, Suite E, Santa Cruz, CA 95060 | 866-435-0709 | sclabs.com | CB-0000815-LIC | ISO/IES 17025 : 2017 Accredited PJLA Accreditation Number 87168
© 2020 SC Labs all rights reserved. Trademarks referenced are trademarks of either SC Labs or their respective owners. MKT0003 REV5 6/20 CoA ID: 200729G004-001 Page 4 of 6

sclabs™

Hemp Quality Assurance Testing
CERTIFICATE OF ANALYSIS
ALIEN OG | DATE ISSUED 08/02/2020

Pesticide Analysis *Continued*

CATEGORY 1 AND 2 PESTICIDES
Pesticide and plant growth regulator analysis utilizing high-performance liquid chromatography-mass spectrometry (HPLC-MS) or gas chromatography-mass spectrometry (GC-MS). *GC-MS utilized where indicated.

Method: GSP - (1213) Analysis of Pesticides and Mycotoxins by LC-MS or GSP - (1215) Analysis of Pesticides by GC-MS

CATEGORY 2 PESTICIDE TEST RESULTS - 07/31/2020 *continued* PASS

COMPOUND	LOD/LOQ (µg/g)	ACTION LIMIT (µg/g)	MEASUREMENT UNCERTAINTY (µg/g)	RESULT (µg/g)	RESULT
Clofentezine	0.03 / 0.06	0.5	N/A	ND	PASS
Cyfluthrin	0.1 / 0.4	1	N/A	ND	PASS
Cypermethrin	0.1 / 0.3	1	N/A	ND	PASS
Diazinon	0.01 / 0.04	0.2	N/A	ND	PASS
Dimethomorph	0.01 / 0.03	20	N/A	ND	PASS
Etoxazole	0.010 / 0.028	1.5	N/A	ND	PASS
Fenhexamid	0.03 / 0.1	10	N/A	ND	PASS
Fenpyroximate	0.03 / 0.08	2	N/A	ND	PASS
Flonicamid	0.01 / 0.04	2	N/A	ND	PASS
Fludioxonil	0.03 / 0.08	30	N/A	ND	PASS
Hexythiazox	0.01 / 0.04	2	N/A	ND	PASS
Imidacloprid	0.01 / 0.04	3	N/A	ND	PASS
Kresoxim-methyl	0.02 / 0.07	1	N/A	ND	PASS
Malathion	0.02 / 0.05	5	N/A	ND	PASS
Metalaxyl	0.02 / 0.06	15	N/A	ND	PASS
Methomyl	0.03 / 0.1	0.1	N/A	ND	PASS
Myclobutanil	0.03 / 0.1	9	N/A	ND	PASS
Naled	0.03 / 0.1	0.5	N/A	ND	PASS
Oxamyl	0.02 / 0.06	0.2	N/A	ND	PASS
Pentachloronitrobenzene*	0.03 / 0.09	0.2	N/A	ND	PASS
Permethrin	0.03 / 0.09	20	N/A	ND	PASS
Phosmet	0.03 / 0.10	0.2	N/A	ND	PASS
Piperonylbutoxide	0.003 / 0.009	8	N/A	ND	PASS
Prallethrin	0.03 / 0.08	0.4	N/A	ND	PASS
Propiconazole	0.01 / 0.03	20	N/A	ND	PASS
Pyrethrins	0.03 / 0.08	1	N/A	ND	PASS
Pyridaben	0.006 / 0.019	3	N/A	ND	PASS
Spinetoram	0.02 / 0.07	3	N/A	ND	PASS
Spinosad	0.02 / 0.06	3	N/A	ND	PASS
Spiromesifen	0.02 / 0.05	12	N/A	ND	PASS
Spirotetramat	0.01 / 0.02	13	N/A	ND	PASS
Tebuconazole	0.02 / 0.07	2	N/A	ND	PASS
Thiamethoxam	0.03 / 0.08	4.5	N/A	ND	PASS
Trifloxystrobin	0.01 / 0.03	30	N/A	ND	PASS

SC Laboratories, LLC. 100 Pioneer Street, Suite E, Santa Cruz, CA 95060 | 866-435-0709 | sclabs.com | CB-0000815-LIC | ISO/IES 17025 : 2017 Accredited PJLA Accreditation Number 87168
© 2020 SC Labs all rights reserved. Trademarks referenced are trademarks of either SC Labs or their respective owners. MKT0003 REV5 6/20 CoA ID: 200729G004-001 Page 5 of 6

sclabs™

Hemp Quality Assurance Testing
CERTIFICATE OF ANALYSIS
ALIEN OG | DATE ISSUED 08/02/2020

Cannabinoid Analysis

Tested by high-performance liquid chromatography with diode-array detection (HPLC-DAD).

Method: GSP - (1157) Analysis of Cannabinoids by HPLC-DAD

TOTAL THC: Not Detected
Total THC (Δ9THC+0.877*THCa)

TOTAL CBD: Not Detected
Total CBD (CBD+0.877*CBDa)

TOTAL CANNABINOIDS: Not Detected
Total Cannabinoids (Total THC) + (Total CBD) + (Total CBG) + (Total THCV) + (Total CBC) + (Total CBDV) + ΔΒTHC + CBL + CBN

TOTAL CBG: ND
Total CBG (CBG+0.877*CBGa)

TOTAL THCV: ND
Total THCV (THCV+0.877*THCVa)

TOTAL CBC: ND
Total CBC (CBC+0.877*CBCa)

TOTAL CBDV: ND
Total CBDV (CBDV+0.877*CBDVa)

CANNABINOID TEST RESULTS - 07/30/2020

COMPOUND	LOD/LOQ (mg/g)	MEASUREMENT UNCERTAINTY (mg/g)	RESULT (mg/g)	RESULT (%)
Δ9THC	0.002 / 0.005	N/A	ND	ND
ΔΒTHC	0.01 / 0.02	N/A	ND	ND
THCa	0.001 / 0.002	N/A	ND	ND
THCV	0.002 / 0.008	N/A	ND	ND
THCVa	0.002 / 0.005	N/A	ND	ND
CBD	0.004 / 0.011	N/A	ND	ND
CBDa	0.001 / 0.002	N/A	ND	ND
CBDV	0.002 / 0.007	N/A	ND	ND
CBDVa	0.001 / 0.003	N/A	ND	ND
CBG	0.002 / 0.005	N/A	ND	ND
CBGa	0.002 / 0.006	N/A	ND	ND
CBL	0.003 / 0.008	N/A	ND	ND
CBN	0.001 / 0.004	N/A	ND	ND
CBC	0.005 / 0.010	N/A	ND	ND
CBCa	0.001 / 0.004	N/A	ND	ND
SUM OF CANNABINOIDS			ND	ND

MOISTURE TEST RESULT	DENSITY TEST RESULT	VISCOSITY TEST RESULT
Not Tested	0.855 g/mL Tested 07/30/2020 Method: GSP - (1132) Sample Preparation	Not Tested

SC Laboratories, LLC. 100 Pioneer Street, Suite E, Santa Cruz, CA 95060 | 866-435-0709 | sclabs.com | CB-0000815-LIC | ISO/IES 17025 : 2017 Accredited PJLA Accreditation Number 87168
© 2020 SC Labs all rights reserved. Trademarks referenced are trademarks of either SC Labs or their respective owners. MKT0003 REV5 6/20 CoA ID: 200729G004-001 Page 2 of 6

Banana Kush(Hybrid)

Banana Kushは、OG KushとBananaの交配種です。
バナナクッシュの香りと味は非常に強く、
フレッシュなバナナの香りが特徴です。

Hybrid（Sativa:25% / Indica75%）

50ml / 1.7oz	250ml / 8.4oz
￥90,000(税込)	**￥358,000**(税込)

Aromatic Profile

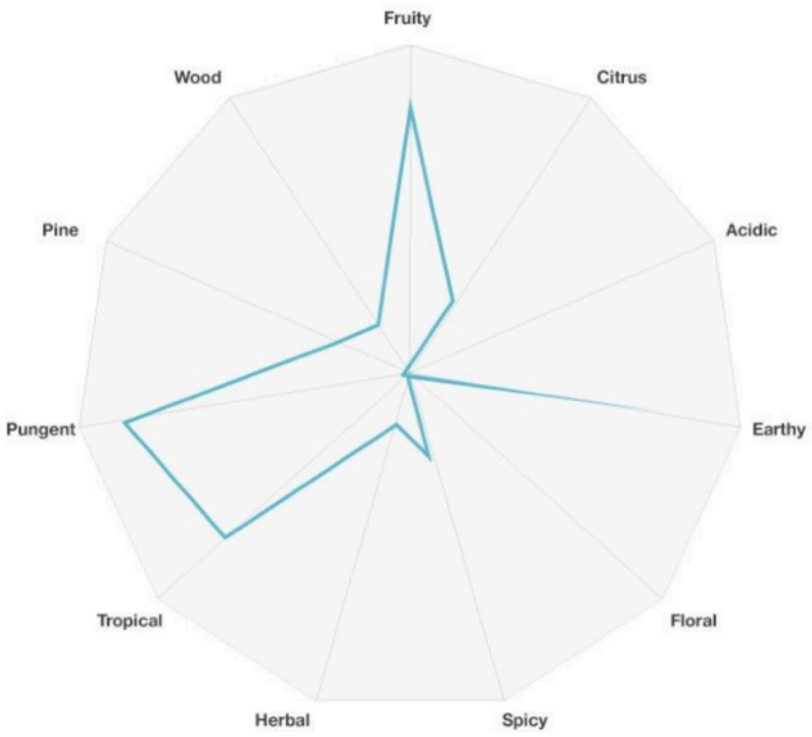

品質基準

- Food Grade
- Only Natural Ingredients
- Solvent Free
- Botanical Derived
- OU Kosher
- Non GMO
- ISO 9001

主要なテルペン

Beta-Caryophyllene	25.69%
Beta-Myrcene	23.59%
D-Limonene	17.27%
Terpinolene	10.79%
Linalool	6.78%
Alpha-Pinene	4.13%
Alpha-Bisabalol	3.51%
Beta-Ocimene	3.39%
Beta-Pinene	2.47%
Camphene	0.61%
Other Terpenes	1.77%

COA(成分分析表)

-Banana Kush-terpenes ①

②

③ -Banana Kush-cannabinoids

sclabs™

Hemp Quality Assurance Testing
CERTIFICATE OF ANALYSIS
ALIEN OG | DATE ISSUED 08/02/2020

Terpenoid Analysis

Terpene analysis utilizing gas chromatography-flame ionization detection (GC-FID). Terpenes are the aromatic compounds that endow cannabis with their unique scent and effect. Following are the primary terpenes detected.

Method: GSP - (1115) Analysis of Terpenoids by GC-FID

1. **β Caryophyllene**
A sesquiterpene with a fragrance that can be described as spicy, woody, dry, dusty and mildly sweet. It was one of the first organic compounds to fully synthesized in a laboratory and plays a role in the endocannabinoid system as it is a functional CB_2 receptor agonist. Found in black pepper, clove, hops, rosemary, black-jack, perilla, spicebush, indian pennywort, celery, frankincense, vitex, parsley, marigold, tarragon...etc.

2. **Myrcene**
A monoterpene with a fragrance that can be described as peppery, spicy, herbal, floral and woody. Although it has a pleasant odor, it is typically used by the perfume industry as precursor for developing other fragrances. Found in hops, lemongrass, bay, thyme, lemon grass, mango, verbena, cardamom, citrus...etc.

3. **Limonene**
A monoterpene with a fragrance that can be described as orangey, citrusy, sweet and tart. It is most commonly found in nature as D-Limonene and is a primary contributor to the distinct scent of orange peels, from which it is commonly derived. Found in numerous pines, red maple, silver maple, aspens, cottonwoods, hemlocks, sumac, cedar, juniperes...etc.

TERPENOID TEST RESULTS - 08/02/2020

COMPOUND	LOD/LOQ (mg/g)	MEASUREMENT UNCERTAINTY (mg/g)	RESULT (mg/g)	RESULT (%)
β Caryophyllene	0.02 / 0.07	±13.147	277.36	27.736
Myrcene	0.04 / 0.11	±15.464	191.86	19.186
Limonene	0.02 / 0.05	±5.683	155.12	15.512
Terpinolene	0.03 / 0.09	±8.837	129.01	12.901
Linalool	0.03 / 0.08	±2.435	66.31	6.631
α Pinene	0.03 / 0.09	±2.402	36.73	3.673
α Bisabolol	0.02 / 0.07	±1.572	35.40	3.540
Ocimene	0.03 / 0.09	±2.261	19.06	1.906
β Pinene	0.04 / 0.11	±1.346	12.59	1.259
α Phellandrene	0.05 / 0.1	±1.34	12.7	1.27
Caryophyllene Oxide	0.04 / 0.11	±0.656	8.81	0.881
α Terpinene	0.04 / 0.1	±0.50	5.6	0.56
Camphene	0.04 / 0.11	±0.394	5.14	0.514
γ Terpinene	0.04 / 0.1	±0.26	3.2	0.32
Terpineol	0.02 / 0.07	±0.133	1.23	0.123
α Humulene	0.02 / 0.05	±0.038	1.17	0.117
Sabinene	0.04 / 0.11	±0.044	0.56	0.056
α Cedrene	0.02 / 0.07	±0.017	0.42	0.042
3 Carene	0.04 / 0.1	±0.02	0.2	0.02
Eucalyptol	0.03 / 0.08	±0.006	0.12	0.012
Sabinene Hydrate	0.02 / 0.07	N/A	ND	ND
Fenchone	0.04 / 0.12	N/A	ND	ND
Fenchol	0.03 / 0.09	N/A	ND	ND
(-)-Isopulegol	0.02 / 0.06	N/A	ND	ND
Camphor	0.1 / 0.2	N/A	ND	ND
Isoborneol	0.04 / 0.1	N/A	ND	ND
Borneol	0.1 / 0.2	N/A	ND	ND
Menthol	0.03 / 0.09	N/A	ND	ND
Nerol	0.03 / 0.09	N/A	ND	ND
R-(+)-Pulegone	0.03 / 0.09	N/A	ND	ND
Geraniol	0.02 / 0.07	N/A	ND	ND
Geranyl Acetate	0.02 / 0.06	N/A	ND	ND
Valencene	0.01 / 0.03	N/A	ND	ND
Nerolidol	0.3 / 0.8	N/A	ND	ND
Guaiol	0.03 / 0.09	N/A	ND	ND
Cedrol	0.04 / 0.11	N/A	ND	ND
TOTAL TERPENOIDS			967.59 mg/g	96.759%

SC Laboratories, LLC. 100 Pioneer Street, Suite E, Santa Cruz, CA 95060 | 866-435-0709 | sclabs.com | CB-0000815-LIC | ISO/IES 17025 : 2017 Accredited PJLA Accreditation Number 87168
© 2020 SC Labs all rights reserved. Trademarks referenced are trademarks of either SC Labs or their respective owners. MKT0003 REV5 6/20 CoA ID: 200729G004-001 Page 3 of 6

sclabs™

Hemp Quality Assurance Testing
CERTIFICATE OF ANALYSIS
ALIEN OG | DATE ISSUED 08/02/2020

Pesticide Analysis

CATEGORY 1 AND 2 PESTICIDES
Pesticide and plant growth regulator analysis utilizing high-performance liquid chromatography-mass spectrometry (HPLC-MS) or gas chromatography-mass spectrometry (GC-MS). *GC-MS utilized where indicated.

Method: GSP - (1213) Analysis of Pesticides and Mycotoxins by LC-MS or GSP - (1211) Analysis of Pesticides by GC-MS

CATEGORY 1 PESTICIDE TEST RESULTS - 07/31/2020 PASS

COMPOUND	LOD/LOQ (µg/g)	ACTION LIMIT (µg/g)	MEASUREMENT UNCERTAINTY (µg/g)	RESULT (µg/g)	RESULT
Aldicarb	0.03 / 0.09	≥ LOD	N/A	ND	PASS
Carbofuran	0.01 / 0.04	≥ LOD	N/A	ND	PASS
Chlordane*	0.03 / 0.08	≥ LOD	N/A	ND	PASS
Chlorfenapyr*	0.03 / 0.10	≥ LOD	N/A	ND	PASS
Chlorpyrifos	0.02 / 0.06	≥ LOD	N/A	ND	PASS
Coumaphos	0.02 / 0.06	≥ LOD	N/A	ND	PASS
Daminozide	0.03 / 0.10	≥ LOD	N/A	ND	PASS
DDVP (Dichlorvos)	0.02 / 0.07	≥ LOD	N/A	ND	PASS
Dimethoate	0.02 / 0.07	≥ LOD	N/A	ND	PASS
Ethoprop(hos)	0.03 / 0.08	≥ LOD	N/A	ND	PASS
Etofenprox	0.02 / 0.05	≥ LOD	N/A	ND	PASS
Fenoxycarb	0.02 / 0.06	≥ LOD	N/A	ND	PASS
Fipronil	0.02 / 0.06	≥ LOD	N/A	ND	PASS
Imazalil	0.02 / 0.06	≥ LOD	N/A	ND	PASS
Methiocarb	0.02 / 0.06	≥ LOD	N/A	ND	PASS
Methyl parathion	0.03 / 0.10	≥ LOD	N/A	ND	PASS
Mevinphos	0.03 / 0.09	≥ LOD	N/A	ND	PASS
Paclobutrazol	0.02 / 0.05	≥ LOD	N/A	ND	PASS
Propoxur	0.02 / 0.06	≥ LOD	N/A	ND	PASS
Spiroxamine	0.02 / 0.05	≥ LOD	N/A	ND	PASS
Thiacloprid	0.03 / 0.07	≥ LOD	N/A	ND	PASS

CATEGORY 2 PESTICIDE TEST RESULTS - 07/31/2020 PASS

COMPOUND	LOD/LOQ (µg/g)	ACTION LIMIT (µg/g)	MEASUREMENT UNCERTAINTY (µg/g)	RESULT (µg/g)	RESULT
Abamectin	0.03 / 0.10	0.3	N/A	ND	PASS
Acephate	0.01 / 0.04	5	N/A	ND	PASS
Acequinocyl	0.02 / 0.05	4	N/A	ND	PASS
Acetamiprid	0.02 / 0.05	5	N/A	ND	PASS
Azoxystrobin	0.01 / 0.04	40	N/A	ND	PASS
Bifenazate	0.01 / 0.02	5	N/A	ND	PASS
Bifenthrin	0.01 / 0.02	0.5	N/A	ND	PASS
Boscalid	0.02 / 0.06	10	N/A	ND	PASS
Captan	0.2 / 0.5	5	N/A	ND	PASS
Carbaryl	0.01 / 0.02	0.5	N/A	ND	PASS
Chlorantraniliprole	0.01 / 0.03	40	N/A	ND	PASS

Continued on next page

SC Laboratories, LLC. 100 Pioneer Street, Suite E, Santa Cruz, CA 95060 | 866-435-0709 | sclabs.com | CB-0000815-LIC | ISO/IES 17025 : 2017 Accredited PJLA Accreditation Number 87168
© 2020 SC Labs all rights reserved. Trademarks referenced are trademarks of either SC Labs or their respective owners. MKT0003 REV5 6/20 CoA ID: 200729G004-001 Page 4 of 6

sclabs™

Hemp Quality Assurance Testing
CERTIFICATE OF ANALYSIS
ALIEN OG | DATE ISSUED 08/02/2020

Pesticide Analysis *Continued*

CATEGORY 1 AND 2 PESTICIDES
Pesticide and plant growth regulator analysis utilizing high-performance liquid chromatography-mass spectrometry (HPLC-MS) or gas chromatography-mass spectrometry (GC-MS). *GC-MS utilized where indicated.

Method: GSP - (1213) Analysis of Pesticides and Mycotoxins by LC-MS or GSP - (1211) Analysis of Pesticides by GC-MS

CATEGORY 2 PESTICIDE TEST RESULTS - 07/31/2020 *continued* PASS

COMPOUND	LOD/LOQ (µg/g)	ACTION LIMIT (µg/g)	MEASUREMENT UNCERTAINTY (µg/g)	RESULT (µg/g)	RESULT
Clofentezine	0.03 / 0.06	0.5	N/A	ND	PASS
Cyfluthrin	0.1 / 0.4	1	N/A	ND	PASS
Cypermethrin	0.1 / 0.3	1	N/A	ND	PASS
Diazinon	0.01 / 0.04	0.2	N/A	ND	PASS
Dimethomorph	0.01 / 0.03	20	N/A	ND	PASS
Etoxazole	0.010 / 0.028	1.5	N/A	ND	PASS
Fenhexamid	0.03 / 0.1	10	N/A	ND	PASS
Fenpyroximate	0.03 / 0.08	2	N/A	ND	PASS
Hexazinone	0.01 / 0.04	2	N/A	ND	PASS
Piperonil	0.03 / 0.08	30	N/A	ND	PASS
Hexythiazox	0.01 / 0.04	2	N/A	ND	PASS
Imidacloprid	0.01 / 0.04	3	N/A	ND	PASS
Kresoxim-methyl	0.02 / 0.07	1	N/A	ND	PASS
Malathion	0.02 / 0.05	5	N/A	ND	PASS
Metalaxyl	0.02 / 0.06	15	N/A	ND	PASS
Methomyl	0.03 / 0.1	0.1	N/A	ND	PASS
Myclobutanil	0.03 / 0.1	9	N/A	ND	PASS
Naled	0.03 / 0.1	0.5	N/A	ND	PASS
Oxamyl	0.02 / 0.06	0.2	N/A	ND	PASS
Pentachloronitrobenzene*	0.03 / 0.09	0.2	N/A	ND	PASS
Permethrin	0.03 / 0.09	20	N/A	ND	PASS
Phosmet	0.03 / 0.10	0.2	N/A	ND	PASS
Piperonylbutoxide	0.003 / 0.009	8	N/A	ND	PASS
Prallethrin	0.03 / 0.08	0.4	N/A	ND	PASS
Propiconazole	0.01 / 0.03	20	N/A	ND	PASS
Pyrethrins	0.03 / 0.08	1	N/A	ND	PASS
Pyridaben	0.006 / 0.019	3	N/A	ND	PASS
Spinetoram	0.02 / 0.07	3	N/A	ND	PASS
Spinosad	0.02 / 0.06	3	N/A	ND	PASS
Spiromesifen	0.02 / 0.05	12	N/A	ND	PASS
Spirotetramat	0.01 / 0.02	13	N/A	ND	PASS
Tebuconazole	0.02 / 0.07	2	N/A	ND	PASS
Thiamethoxam	0.03 / 0.08	4.5	N/A	ND	PASS
Trifloxystrobin	0.01 / 0.03	30	N/A	ND	PASS

SC Laboratories, LLC. 100 Pioneer Street, Suite E, Santa Cruz, CA 95060 | 866-435-0709 | sclabs.com | CB-0000815-LIC | ISO/IES 17025 : 2017 Accredited PJLA Accreditation Number 87168
© 2020 SC Labs all rights reserved. Trademarks referenced are trademarks of either SC Labs or their respective owners. MKT0003 REV5 6/20 CoA ID: 200729G004-001 Page 5 of 6

sclabs™

Hemp Quality Assurance Testing
CERTIFICATE OF ANALYSIS
ALIEN OG | DATE ISSUED 08/02/2020

Cannabinoid Analysis

Tested by high-performance liquid chromatography with diode-array detection (HPLC-DAD).

Method: GSP - (1157) Analysis of Cannabinoids by HPLC-DAD

TOTAL THC: Not Detected
Total THC (Δ9THC+0.877*THCa)

TOTAL CBD: Not Detected
Total CBD (CBD+0.877*CBDa)

TOTAL CANNABINOIDS: Not Detected
Total Cannabinoids (Total THC) + (Total CBD) + (Total CBG) + (Total THCV) + (Total CBC) + (Total CBDV) + Δ8THC + CBL + CBN

TOTAL CBG: ND
Total CBG (CBG+0.877*CBGa)

TOTAL THCV: ND
Total THCV (THCV+0.877*THCVa)

TOTAL CBC: ND
Total CBC (CBC+0.877*CBCa)

TOTAL CBDV: ND
Total CBDV (CBDV+0.877*CBDVa)

CANNABINOID TEST RESULTS - 07/30/2020

COMPOUND	LOD/LOQ (mg/g)	MEASUREMENT UNCERTAINTY (mg/g)	RESULT (mg/g)	RESULT (%)
Δ9THC	0.002 / 0.005	N/A	ND	ND
Δ8THC	0.01 / 0.02	N/A	ND	ND
THCa	0.001 / 0.002	N/A	ND	ND
THCV	0.002 / 0.008	N/A	ND	ND
THCVa	0.002 / 0.005	N/A	ND	ND
CBD	0.004 / 0.011	N/A	ND	ND
CBDa	0.001 / 0.002	N/A	ND	ND
CBDV	0.002 / 0.007	N/A	ND	ND
CBDVa	0.001 / 0.003	N/A	ND	ND
CBG	0.002 / 0.005	N/A	ND	ND
CBGa	0.002 / 0.006	N/A	ND	ND
CBL	0.003 / 0.008	N/A	ND	ND
CBN	0.001 / 0.004	N/A	ND	ND
CBC	0.005 / 0.010	N/A	ND	ND
CBCa	0.001 / 0.004	N/A	ND	ND
SUM OF CANNABINOIDS			ND	ND

MOISTURE TEST RESULT	DENSITY TEST RESULT	VISCOSITY TEST RESULT
Not Tested	0.855 g/mL Tested 07/30/2020 Method: GSP - (1132) Sample Preparation	Not Tested

SC Laboratories, LLC. 100 Pioneer Street, Suite E, Santa Cruz, CA 95060 | 866-435-0709 | sclabs.com | CB-0000815-LIC | ISO/IES 17025 : 2017 Accredited PJLA Accreditation Number 87168
© 2020 SC Labs all rights reserved. Trademarks referenced are trademarks of either SC Labs or their respective owners. MKT0003 REV5 6/20 CoA ID: 200729G004-001 Page 2 of 6

Blueberry Cookies(Hybrid)

Blueberry TahoeとThin MintとGirl Scout Cookies
株の交配によるフルーティーなフレーバーが特徴です。

Hybrid（Sativa:25% / Indica75%）

50ml / 1.7oz	250ml / 8.4oz
￥90,000(税込)	**￥358,000**(税込)

Aromatic Profile

Flavor map

Berry	Fruity	Honey	Sour	Vanilla	Citrus	Minty
10	9	6	3	3	1	1

Food Grade · Only Natural Ingredients · Solvent Free · Botanical Derived · OU Kosher · Non GMO · ISO 9001

主要なテルペン

Myrcene	37.4%
Beta-Caryophyllene	11.8%
Alpha-Pinene	10%
Linalool	7.5%
Limonene	7.1%
Nerolidol	6.5%
Beta-Pinene	6%
Humulene	3.6%
Alpha-Bisabolol	1.7%
Terpineol	1.4%
Other Compounds	7%

COA(成分分析表)

-Blueberry Cookies-terpenes

①

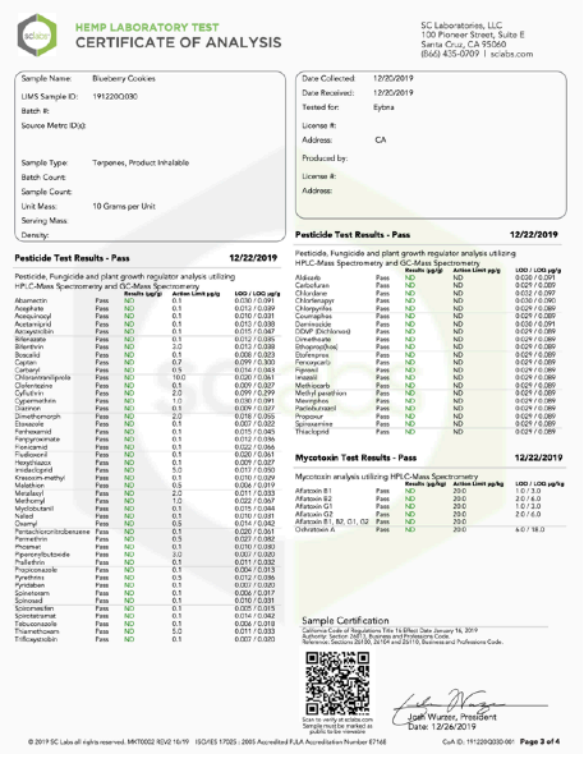

HEMP LABORATORY TEST
CERTIFICATE OF ANALYSIS

SC Laboratories, LLC
100 Pioneer Street, Suite E
Santa Cruz, CA 95060
(866) 435-0709 | sclabs.com

Sample Name: Blueberry Cookies
LIMS Sample ID: 191220Q030
Batch #:
Source Metrc ID(s):
Sample Type: Terpenes, Product Inhalable
Batch Count:
Sample Count:
Unit Mass: 10 Grams per Unit
Serving Mass:
Density:

Date Collected: 12/20/2019
Date Received: 12/20/2019
Tested for: Eybna
License #:
Address: CA
Produced by:
License #:
Address:

Pesticide Test Results - Pass 12/22/2019

Pesticide, Fungicide and plant growth regulator analysis utilizing HPLC-Mass Spectrometry and GC-Mass Spectrometry

		Results (µg/g)	Action Limit µg/g	LOD / LOQ µg/g
Abamectin	Pass	ND	0.1	0.030 / 0.091
Acephate	Pass	ND	0.1	0.012 / 0.039
Acequinocyl	Pass	ND	0.1	0.010 / 0.031
Acetamiprid	Pass	ND	0.1	0.013 / 0.039
Aldicarb	Pass	ND	0.1	0.015 / 0.047
Azoxystrobin	Pass	ND	0.1	0.012 / 0.036
Bifenazate	Pass	ND	0.1	0.012 / 0.038
Bifenthrin	Pass	ND	3.0	0.008 / 0.023
Boscalid	Pass	ND	0.1	0.099 / 0.300
Captan	Pass	ND	0.7	0.056 / 0.341
Carbaryl	Pass	ND	0.5	0.020 / 0.061
Chlorantraniliprole	Pass	ND	10.0	0.009 / 0.027
Clofentezine	Pass	ND	0.1	0.099 / 0.299
Cyfluthrin	Pass	ND	2.0	0.090 / 0.091
Cypermethrin	Pass	ND	1.0	0.009 / 0.027
Diazinon	Pass	ND	0.1	0.018 / 0.055
Dimethomorph	Pass	ND	2.0	0.007 / 0.022
Dimoxystrobin	Pass	ND	0.1	0.015 / 0.045
Etoxazole	Pass	ND	0.1	0.012 / 0.036
Fenhexamid	Pass	ND	0.1	0.022 / 0.066
Fenpyroximate	Pass	ND	0.1	0.020 / 0.061
Flonicamid	Pass	ND	0.1	0.009 / 0.027
Fludioxonil	Pass	ND	0.1	0.013 / 0.050
Hexythiazox	Pass	ND	5.0	0.099 / 0.299
Imidacloprid	Pass	ND	0.1	0.016 / 0.029
Kresoxim-methyl	Pass	ND	0.1	0.006 / 0.019
Malathion	Pass	ND	0.5	0.011 / 0.033
Metalaxyl	Pass	ND	2.0	0.022 / 0.067
Methiocarb	Pass	ND	1.0	0.015 / 0.044
Methomyl	Pass	ND	1.0	0.010 / 0.031
Myclobutanil	Pass	ND	0.1	0.014 / 0.042
Naled	Pass	ND	0.5	0.020 / 0.061
Oxamyl	Pass	ND	0.5	0.027 / 0.082
Pentachloronitrobenzene	Pass	ND	0.1	0.010 / 0.030
Permethrin	Pass	ND	0.5	0.011 / 0.032
Phosmet	Pass	ND	0.1	0.004 / 0.013
Piperonylbutoxide	Pass	ND	3.0	0.012 / 0.036
Prallethrin	Pass	ND	0.1	0.007 / 0.020
Propiconazole	Pass	ND	0.1	0.006 / 0.017
Pyrethrins	Pass	ND	0.5	0.010 / 0.031
Pyridaben	Pass	ND	0.1	0.005 / 0.015
Spinetoram	Pass	ND	0.1	0.014 / 0.042
Spinosad	Pass	ND	0.1	0.004 / 0.018
Spiromesifen	Pass	ND	0.1	0.011 / 0.033
Spirotetramat	Pass	ND	0.1	0.007 / 0.020
Tebuconazole	Pass	ND	0.1	
Thiamethoxam	Pass	ND	5.0	
Trifloxystrobin	Pass	ND	0.1	

Mycotoxin Test Results - Pass 12/22/2019

Mycotoxin analysis utilizing HPLC-Mass Spectrometry

		Results (µg/kg)	Action Limit µg/kg	LOD / LOQ µg/kg
Aflatoxin B1	Pass	ND	20.0	1.0 / 3.0
Aflatoxin B2	Pass	ND	20.0	2.0 / 6.0
Aflatoxin G1	Pass	ND	20.0	1.0 / 3.0
Aflatoxin G2	Pass	ND	20.0	2.0 / 6.0
Aflatoxin B1, B2, G1, G2	Pass	ND	20.0	
Ochratoxin A	Pass	ND	20.0	6.0 / 18.0

Sample Certification

Joah Wurzer, President
Date: 12/26/2019

②

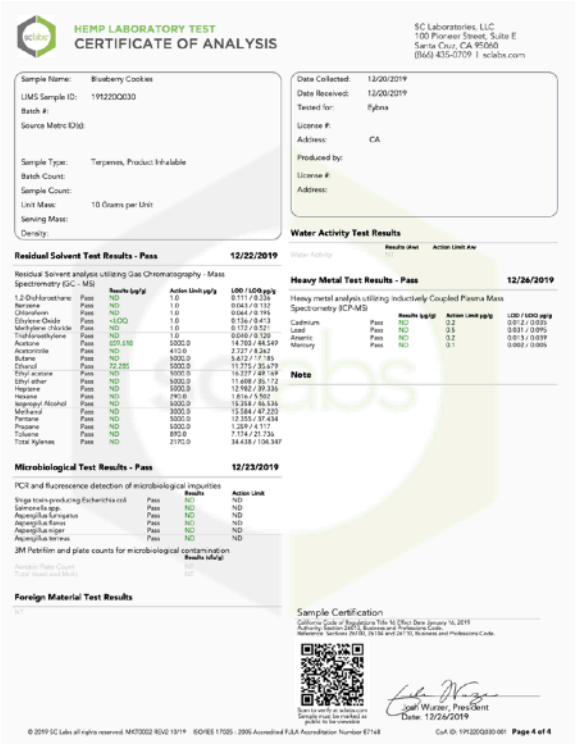

HEMP LABORATORY TEST
CERTIFICATE OF ANALYSIS

SC Laboratories, LLC
100 Pioneer Street, Suite E
Santa Cruz, CA 95060
(866) 435-0709 | sclabs.com

Sample Name: Blueberry Cookies
LIMS Sample ID: 191220Q030
Batch #:
Source Metrc ID(s):
Sample Type: Terpenes, Product Inhalable
Batch Count:
Sample Count:
Unit Mass: 10 Grams per Unit
Serving Mass:
Density:

Date Collected: 12/20/2019
Date Received: 12/20/2019
Tested for: Eybna
License #:
Address: CA
Produced by:
License #:
Address:

Residual Solvent Test Results - Pass 12/22/2019

Residual Solvent analysis utilizing Gas Chromatography - Mass Spectrometry (GC - MS)

		Results (µg/g)	Action Limit µg/g	LOD / LOQ µg/g
1,2-Dichloroethane	Pass	ND	1.0	0.111 / 0.336
Benzene	Pass	ND	1.0	0.043 / 0.132
Chloroform	Pass	ND	1.0	0.066 / 0.196
Ethylene Oxide	Pass	<LOQ	1.0	0.136 / 0.413
Methylene chloride	Pass	ND	1.0	0.172 / 0.521
Trichloroethylene	Pass	ND	1.0	0.040 / 0.120
Acetone	Pass	609.698	5000.0	14.703 / 44.549
Acetonitrile	Pass	ND	410.0	2.727 / 8.262
Butane	Pass	ND	5000.0	3.672 / 11.133
Ethanol	Pass	72.285	5000.0	11.775 / 35.679
Ethyl acetate	Pass	ND	5000.0	16.237 / 49.169
Ethyl ether	Pass	ND	5000.0	11.698 / 35.172
Heptane	Pass	ND	5000.0	12.982 / 39.336
Hexane	Pass	ND	290.0	1.816 / 5.502
Isopropyl Alcohol	Pass	ND	5000.0	15.358 / 46.536
Methanol	Pass	ND	3000.0	15.584 / 47.220
Pentane	Pass	ND	5000.0	12.355 / 37.434
Propane	Pass	ND	5000.0	1.289 / 4.117
Toluene	Pass	ND	890.0	7.174 / 21.736
Total Xylenes	Pass	ND	2170.0	34.438 / 106.347

Microbiological Test Results - Pass 12/23/2019

PCR and fluorescence detection of microbiological impurities

		Results	Action Limit
Shiga toxin-producing Escherichia coli	Pass	ND	ND
Salmonella spp.	Pass	ND	ND
Aspergillus fumigatus	Pass	ND	ND
Aspergillus flavus	Pass	ND	ND
Aspergillus niger	Pass	ND	ND
Aspergillus terreus	Pass	ND	ND

3M Petrifilm and plate counts for microbiological contamination

	Results (cfu/g)
Aerobic Plate Count	ND
Total Yeast and Mold	ND

Foreign Material Test Results

ND

Water Activity Test Results

	Results (Aw)	Action Limit Aw
Water Activity		

Heavy Metal Test Results - Pass 12/26/2019

Heavy metal analysis utilizing Inductively Coupled Plasma Mass Spectrometry (ICP-MS)

		Results (µg/g)	Action Limit µg/g	LOD / LOQ µg/g
Cadmium	Pass	ND	0.2	0.012 / 0.035
Lead	Pass	ND	0.5	0.031 / 0.095
Arsenic	Pass	ND	0.2	0.013 / 0.039
Mercury	Pass	ND	0.1	0.002 / 0.005

Note

Sample Certification

Joah Wurzer, President
Date: 12/26/2019

Blueberry Cookies-cannabinoids

HEMP LABORATORY TEST
CERTIFICATE OF ANALYSIS

SC Laboratories, LLC
100 Pioneer Street, Suite E
Santa Cruz, CA 95060
(866) 435-0709 | sclabs.com

Sample Name: Blueberry Cookies
LIMS Sample ID: 191220Q030
Batch #:
Source Metrc ID(s):
Sample Type: Terpenes, Product Inhalable
Batch Count:
Sample Count:
Unit Mass: 10 Grams per Unit
Serving Mass:
Density:

Date Collected: 12/20/2019
Date Received: 12/20/2019
Tested for: Eybna
License #:
Address: CA
Produced by:
License #:
Address:

Moisture Test Results

	Results (%)
Moisture	ND

Cannabinoid Test Results 12/23/2019

Cannabinoid analysis utilizing High Performance Liquid Chromatography (HPLC, USP 5-4-4-6)

	mg/g	%	LOD / LOQ mg/g
Δ9THC	ND	ND	0.0009 / 0.003
Δ8THC	ND	ND	0.0009 / 0.003
THCa	ND	ND	0.0009 / 0.003
THCV	ND	ND	0.0004 / 0.001
THCVa	ND	ND	0.0013 / 0.004
CBD	ND	ND	0.0009 / 0.003
CBDa	ND	ND	0.0009 / 0.003
CBDV	ND	ND	0.0004 / 0.001
CBDVa	ND	ND	0.0003 / 0.001
CBG	ND	ND	0.001 / 0.003
CBGa	ND	ND	0.0008 / 0.002
CBL	ND	ND	0.0021 / 0.006
CBN	ND	ND	0.0009 / 0.003
CBC	ND	ND	0.0011 / 0.003
CBCa	ND	ND	0.0015 / 0.005
Sum of Cannabinoids:	**ND**	**ND**	**ND**
Total THC (Δ9THC+0.877*THCa)	ND	ND	ND
Total CBD (CBD+0.877*CBDa)	ND	ND	ND
ΔPTHC per Unit ΔPTHC per Serving	Action Limit mg 1000.0	Pass	ND

Batch Photo

Terpene Test Results 12/24/2019

Terpene analysis utilizing Gas Chromatography - Flame Ionization Detection (GC - FID)

	mg/g	%	LOD / LOQ mg/g
β Pinene	99.957	9.9957	0.022 / 0.067
Camphene	4.22	0.422	0.027 / 0.08
Sabinene	1.125	0.1125	0.027 / 0.082
β Pinene	48.547	4.8547	0.027 / 0.081
Myrcene	388.856	38.8856	0.027 / 0.082
β Phellandrene	22.195	2.2195	0.037 / 0.111
3 Carene	ND	ND	0.029 / 0.087
α Terpinene	ND	ND	0.05 / 0.09
Limonene	68.262	6.8262	0.013 / 0.039
Eucalyptol	ND	ND	0.021 / 0.063
Ocimene	ND	ND	0.028 / 0.085
γ Terpinene	ND	ND	0.03 / 0.09
Sabinene Hydrate	ND	ND	0.018 / 0.054
Fenchone	ND	ND	0.03 / 0.092
Terpinolene	ND	ND	0.022 / 0.067
Linalool	85.538	8.5538	0.019 / 0.058
Fenchol	11.583	1.1583	0.023 / 0.069
(-)-Isopulegol	ND	ND	0.013 / 0.04
Camphor	ND	ND	0.048 / 0.145
Isoborneol	ND	ND	0.033 / 0.101
Borneol	4.557	0.4557	0.049 / 0.146
Menthol	ND	ND	0.022 / 0.067
Terpineol	9.928	0.9928	0.022 / 0.068
Nerol	ND	ND	0.023 / 0.068
R-(+)-Pulegone	ND	ND	0.022 / 0.065
Geraniol	ND	ND	0.017 / 0.05
Geranyl Acetate	ND	ND	0.016 / 0.048
β Cedrene	ND	ND	0.017 / 0.051
β Caryophyllene	142.133	14.2133	0.018 / 0.054
α Humulene	32.620	3.2620	0.013 / 0.038
Valencene	ND	ND	0.008 / 0.023
Nerolidol	37.501	3.7501	0.035 / 0.106
Caryophyllene Oxide	5.459	0.5459	0.015 / 0.044
Guaiol	ND	ND	0.022 / 0.066
Cedrol	ND	ND	0.029 / 0.086
α Bisabolol	4.751	0.4751	0.017 / 0.051
Total Terpene Concentration:	**967.232**	**96.7232**	

Sample Certification

Joah Wurzer, President
Date: 12/26/2019

Amnesia Haze(Hybrid)

スパイシーで柑橘系の風味。
カンナビスカップ2004年総合１位、
2012年ベストサティバを獲得した品種です。

Hybrid（Sativa:80％ / Indica20％）

50ml / 1.7oz	250ml / 8.4oz
￥90,000(税込)	**￥358,000**(税込)

Aromatic Profile

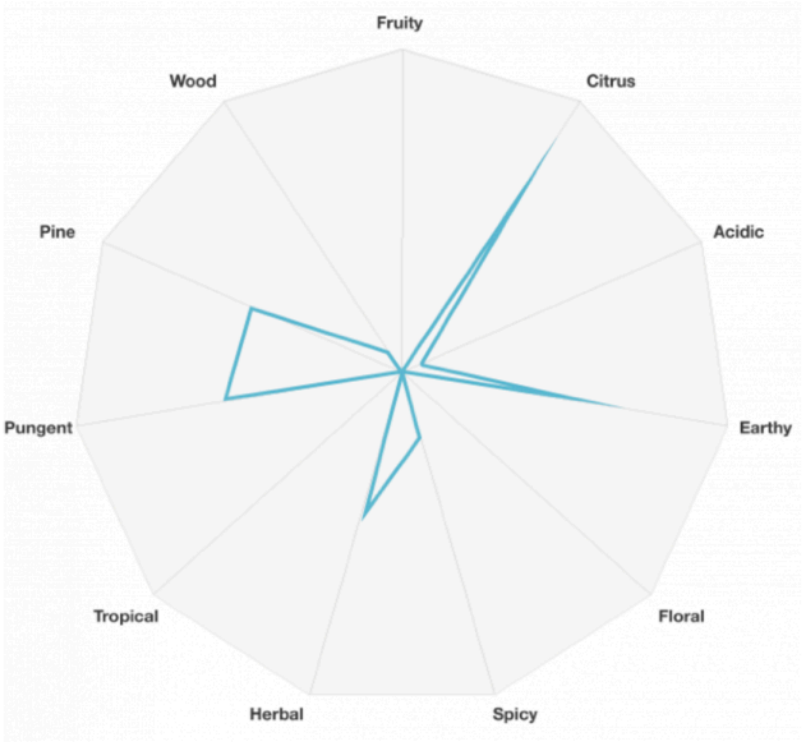

品質基準

- Food Grade
- Only Natural Ingredients
- Solvent Free
- Botanical Derived
- OU Kosher
- Non GMO
- ISO 9001

主要なテルペン

Limonene	29.7%
Beta-Myrcene	14.55%
Beta-Caryophyllene	23.64%
Alpha-Humulene	7.27%
Beta-Pinene	5.45%
Linalool	5.45%
Alpha-Pinene	4.85%
Alpha-Bisabolol	3.64%
β-Ocimene	1.81%
Caryophyllene Oxide	1.21%
Other Terpenes	2.43%

COA(成分分析表)

-Amnesia Haze-terpenes

①

sc labs

Hemp Quality Assurance Testing
CERTIFICATE OF ANALYSIS
AMNESIA HAZE | DATE ISSUED 08/20/2021

Pesticide Analysis

Pesticide and plant growth regulator analysis utilizing high-performance liquid chromatography-mass spectrometry (HPLC-MS) or gas chromatography-mass spectrometry (GC-MS).

*GC-MS utilized where indicated.

Method: QSP 1212 - Analysis of Pesticides and Mycotoxins by LC-MS or QSP 1213 - Analysis of Pesticides by GC-MS

PESTICIDE TEST RESULTS - 08/20/2021 ND

COMPOUND	LOD/LOQ (µg/g)	ACTION LIMIT (µg/g)	MEASUREMENT UNCERTAINTY (µg/g)	RESULT (µg/g)
Abamectin	0.03 / 0.10	0.3	N/A	ND
Acequinocyl	0.04 / 0.04	4.0	N/A	ND
Bifenazate	0.01 / 0.02	5	N/A	ND
Bifenthrin	0.01 / 0.02	0.5	N/A	ND
Boscalid	0.02 / 0.06	10	N/A	ND
Chlorpyrifos	0.02 / 0.06	≥ LOQ	N/A	ND
Cypermethrin	0.1 / 0.3	1	N/A	ND
Etoxazole	0.010 / 0.028	1.5	N/A	ND
Hexythiazox	0.01 / 0.04	2	N/A	ND
Imidacloprid	0.04 / 0.04	3	N/A	ND
Malathion	0.02 / 0.05	5	N/A	ND
Myclobutanil	0.03 / 0.1	9	N/A	ND
Permethrin	0.03 / 0.09	20	N/A	ND
Piperonylbutoxide	0.003 / 0.009	8	N/A	ND
Propiconazole	0.01 / 0.03	20	N/A	ND
Spiromesifen	0.02 / 0.05	12	N/A	ND
Tebuconazole	0.02 / 0.07	2	N/A	ND
Trifloxystrobin	0.01 / 0.03	30	N/A	ND

②

sc labs

Hemp Quality Assurance Testing
CERTIFICATE OF ANALYSIS
AMNESIA HAZE | DATE ISSUED 08/20/2021

Residual Solvents Analysis

Residual Solvent analysis utilizing gas chromatography-mass spectrometry (GC-MS).

Method: QSP 1204 - Analysis of Residual Solvents by GC-MS

RESIDUAL SOLVENTS TEST RESULTS - 08/19/2021 DETECTED

COMPOUND	LOD/LOQ (µg/g)	ACTION LIMIT (µg/g)	MEASUREMENT UNCERTAINTY (µg/g)	RESULT (µg/g)
Propane	10 / 20	5000	N/A	ND
Butane	10 / 50	5000	N/A	ND
Pentane	20 / 50	5000	N/A	ND
Hexane	2 / 5	290	N/A	ND
Heptane	20 / 50	5000	N/A	ND
Benzene	0.03 / 0.09	1	N/A	ND
Toluene	7 / 21	890	N/A	ND
Total Xylenes	50 / 160	2170	N/A	ND
Methanol	50 / 200	3000	N/A	ND
Ethanol	20 / 50	5000	N/A	ND
Isopropyl Alcohol	10 / 40	5000	N/A	ND
Acetone	20 / 50	5000	± 16.0	419
Ethyl ether	20 / 50	5000	N/A	ND
Ethylene Oxide	0.3 / 0.9	1	N/A	ND
Ethyl acetate	20 / 50	5000	N/A	ND
Chloroform	0.1 / 0.3	1	N/A	ND
Methylene chloride	0.6 / 0.9	1	N/A	ND
Trichloroethylene	0.1 / 0.3	1	N/A	ND
1,2-Dichloroethane	0.05 / 0.1	1	N/A	ND
Acetonitrile	2 / 7	410	N/A	ND

Heavy Metals Analysis

Heavy metal analysis utilizing inductively coupled plasma-mass spectrometry (ICP-MS).

Method: QSP 1148 - Analysis of Heavy Metals by ICP-MS

HEAVY METALS TEST RESULTS - 08/18/2021 ND

COMPOUND	LOD/LOQ (µg/g)	ACTION LIMIT (µg/g)	MEASUREMENT UNCERTAINTY (µg/g)	RESULT (µg/g)
Arsenic	0.02 / 0.1	1.5	N/A	ND
Cadmium	0.02 / 0.05	0.5	N/A	ND
Lead	0.04 / 0.1	0.5	N/A	ND
Mercury	0.002 / 0.01	3	N/A	ND

-Amnesia Haze-cannabinoids

sc labs

Hemp Quality Assurance Testing
CERTIFICATE OF ANALYSIS
AMNESIA HAZE | DATE ISSUED 08/20/2021

Cannabinoid Analysis

Tested by high-performance liquid chromatography with diode-array detection (HPLC-DAD).

Method: QSP 1157 - Analysis of Cannabinoids by HPLC-DAD

TOTAL THC: Not Detected
Total THC (Δ9THC+0.877*THCa)

TOTAL CBD: Not Detected
Total CBD (CBD+0.877*CBDa)

TOTAL CANNABINOIDS: Not Detected
Total Cannabinoids (Total THC) + (Total CBD) + (Total CBG) + (Total THCV) + (Total CBC) + (Total CBDV) + Δ8THC + CBL + CBN

TOTAL CBG: ND
Total CBG (CBG+0.877*CBGa)

TOTAL THCV: ND
Total THCV (THCV+0.877*THCVa)

TOTAL CBC: ND
Total CBC (CBC+0.877*CBCa)

TOTAL CBDV: ND
Total CBDV (CBDV+0.877*CBDVa)

CANNABINOID TEST RESULTS - 08/19/2021

COMPOUND	LOD/LOQ (mg/mL)	MEASUREMENT UNCERTAINTY (mg/mL)	RESULT (mg/mL)	RESULT (%)
Δ9THC	0.002 / 0.014	N/A	ND	ND
Δ8THC	0.01 / 0.02	N/A	ND	ND
THCa	0.001 / 0.005	N/A	ND	ND
THCV	0.002 / 0.012	N/A	ND	ND
THCVa	0.002 / 0.019	N/A	ND	ND
CBD	0.004 / 0.011	N/A	ND	ND
CBDa	0.001 / 0.026	N/A	ND	ND
CBDV	0.002 / 0.012	N/A	ND	ND
CBDVa	0.001 / 0.018	N/A	ND	ND
CBG	0.002 / 0.006	N/A	ND	ND
CBGa	0.002 / 0.007	N/A	ND	ND
CBL	0.003 / 0.010	N/A	ND	ND
CBN	0.001 / 0.007	N/A	ND	ND
CBC	0.003 / 0.010	N/A	ND	ND
CBCa	0.001 / 0.015	N/A	ND	ND
SUM OF CANNABINOIDS			ND	ND

Unit Mass: 10 milliliters per Unit / Serving Size: 10 milliliters per Serving

Δ9THC per Unit	ND
Δ9THC per Serving	ND
Total THC per Unit	ND
Total THC per Serving	ND
CBD per Unit	ND
CBD per Serving	ND
Total CBD per Unit	ND
Total CBD per Serving	ND
Sum of Cannabinoids per Unit	ND
Sum of Cannabinoids per Serving	ND
Total Cannabinoids per Unit	ND
Total Cannabinoids per Serving	ND

DENSITY TEST RESULT

0.8622 g/mL
Tested 08/19/2021

Method: QSP 7870 - Sample Preparation

Super Lemon Haze(Hybrid)

さわやかな柑橘系の香り
Lemon SkunkとSuper Sliver HazeのHybrid
グリーンハウスシードのカンナビスカップで
2 回優勝している品種のテルペンです。

Hybrid（Sativa:80％ / Indica20％）

50ml / 1.7oz	250ml / 8.4oz
￥90,000(税込)	**￥358,000**(税込)

Aromatic Profile

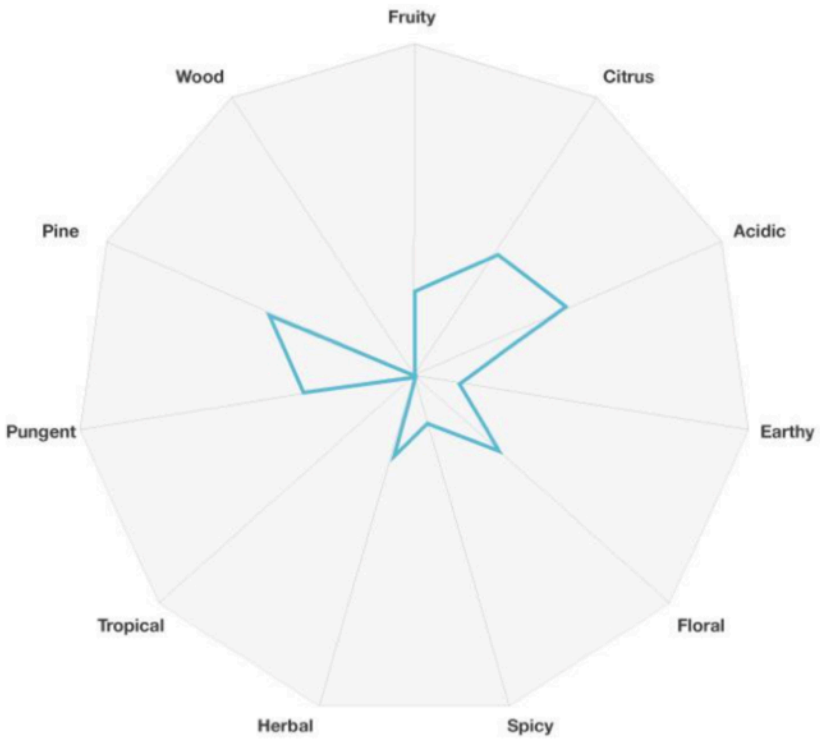

品質基準

- Food Grade
- Only Natural Ingredients
- Solvent Free
- Botanical Derived
- OU Kosher
- Non GMO
- ISO 9001

主要なテルペン

Terpinolene	31%
Ocimene	20.5%
Limonene	13.3%
Myrcene	10.5%
Beta-Caryophyllene	9.3%
Beta-Pinene	4.3%
Alpha-Pinene	2.9%
Caryophyllene-Oxide	1.9%
Alpha-Phellandrene	1.7%
Delta-3-Carene	1.5%
Other Terpenes	3.1%

COA(成分分析表)

-Super Lemon Haze-terpenes

①

sc labs

Hemp Quality Assurance Testing
CERTIFICATE OF ANALYSIS
SUPER LEMON HAZE | DATE ISSUED 07/06/2021

Pesticide Analysis

Pesticide and plant growth regulator analysis utilizing high-performance liquid chromatography-mass spectrometry (HPLC-MS) or gas chromatography-mass spectrometry (GC-MS).

*GC-MS utilized where indicated.

Method: QSP 1212 - Analysis of Pesticides and Mycotoxins by LC-MS or QSP 1213 - Analysis of Pesticides by GC-MS

PESTICIDE TEST RESULTS - 06/24/2021 ND

COMPOUND	LOD/LOQ (µg/g)	ACTION LIMIT (µg/g)	MEASUREMENT UNCERTAINTY (µg/g)	RESULT (µg/g)
Abamectin	0.03 / 0.10	0.3	N/A	ND
Acequinocyl	0.01 / 0.04	4.0	N/A	ND
Bifenazate	0.01 / 0.02	5	N/A	ND
Bifenthrin	0.01 / 0.02	0.5	N/A	ND
Boscalid	0.02 / 0.06	10	N/A	ND
Chlorpyrifos	0.02 / 0.06	≥ LOD	N/A	ND
Cypermethrin	0.1 / 0.3	1	N/A	ND
Etoxazole	0.010 / 0.028	1.5	N/A	ND
Hexythiazox	0.01 / 0.04	2	N/A	ND
Imidacloprid	0.01 / 0.04	3	N/A	ND
Malathion	0.02 / 0.05	5	N/A	ND
Myclobutanil	0.03 / 0.1	9	N/A	ND
Permethrin	0.03 / 0.09	20	N/A	ND
Piperonylbutoxide	0.003 / 0.009	8	N/A	ND
Propiconazole	0.01 / 0.03	20	N/A	ND
Spiromesifen	0.02 / 0.05	12	N/A	ND
Tebuconazole	0.02 / 0.07	2	N/A	ND
Trifloxystrobin	0.01 / 0.03	30	N/A	ND

© 2021 SC Labs all rights reserved. Trademarks referenced are trademarks of either SC Labs or their respective owners. MKT0002 REV0 6/21

②

sc labs

Hemp Quality Assurance Testing
CERTIFICATE OF ANALYSIS
SUPER LEMON HAZE | DATE ISSUED 07/06/2021

Residual Solvents Analysis

Residual Solvent analysis utilizing gas chromatography-mass spectrometry (GC-MS).

Method: QSP 1204 - Analysis of Residual Solvents by GC-MS

RESIDUAL SOLVENTS TEST RESULTS - 06/25/2021 DETECTED

COMPOUND	LOD/LOQ (µg/g)	ACTION LIMIT (µg/g)	MEASUREMENT UNCERTAINTY (µg/g)	RESULT (µg/g)
Propane	10 / 20	5000	N/A	<LOQ
Butane	10 / 50	5000	N/A	ND
Pentane	20 / 50	5000	N/A	ND
Hexane	2 / 5	290	N/A	ND
Heptane	20 / 60	5000	N/A	<LOQ
Benzene	0.03 / 0.09	1	N/A	ND
Toluene	7 / 21	890	±2.8	88
Total Xylenes	50 / 160	2170	N/A	ND
Methanol	50 / 200	3000	N/A	ND
Ethanol	20 / 50	5000	N/A	ND
Isopropyl Alcohol	10 / 40	5000	N/A	ND
Acetone	20 / 50	5000	±42.7	1125
Ethyl ether	20 / 50	5000	N/A	ND
Ethylene Oxide	0.3 / 0.8	1	N/A	ND
Ethyl acetate	20 / 60	5000	N/A	ND
Chloroform	0.1 / 0.2	1	N/A	ND
Methylene chloride	0.3 / 0.9	1	N/A	ND
Trichloroethylene	0.1 / 0.3	1	N/A	ND
1,2-Dichloroethane	0.05 / 0.1	1	N/A	ND
Acetonitrile	2 / 7	410	N/A	ND

NOTES
COA amended, update to order detail information.

© 2021 SC Labs all rights reserved. Trademarks referenced are trademarks of either SC Labs or their respective owners. MKT0002 REV0 6/21

-Super Lemon Haze-cannabinoids

現在申請中になります。

Skunk #1(Hybrid)

酸味のあるスカンキンとほのかな土の香りが
ブレンドされた芳香を放ちます。

Hybrid（Sativa:75％ / Indica25％）

50ml / 1.7oz	250ml / 8.4oz
￥90,000(税込)	**￥358,000**(税込)

Aromatic Profile

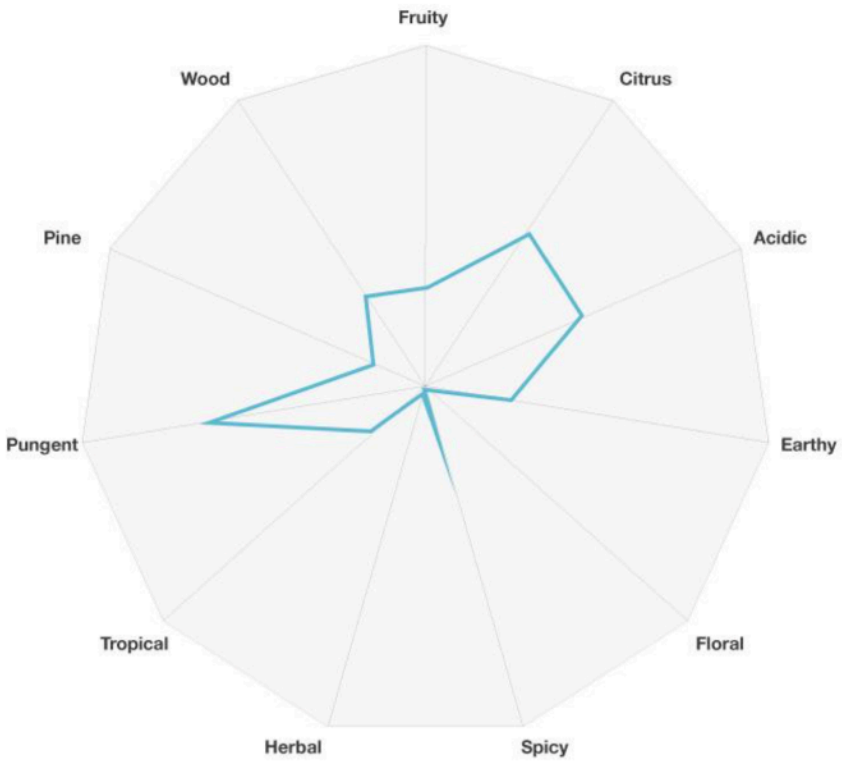

品質基準

- Food Grade
- Only Natural Ingredients
- Solvent Free
- Botanical Derived
- OU Kosher
- Non GMO
- ISO 9001

主要なテルペン

Myrcene	68.5%
Alpha-Pinene	11%
Limonene	9.7%
Terpinolene	0.9%
Beta-Caryophyllene	0.5%
Beta-Phellandrene	0.4%
Camphene	0.3%
Linalool	0.2%
Humulene	0.1%
Beta-Farnesene	0.1%
Other Terpenes	8.3%

COA(成分分析表)

-Skunk #1-terpenes

①



Certificate of Analysis

Sample Name: Skunk #1
LIMS Sample ID: 190305Q003
Batch #:
Sample Metrc ID:
Sample Type: Concentrate, Product Inhalable
Batch Count:
Sample Count:
Unit Mass:
Serving Mass:

Date Collected: 03/05/2019
Date Received: 03/05/2019
Tested for: Eybna
License #:
Address: CA
Produced by:
License #:
Address:
Overall result for batch:

Pesticide Test Results 03/07/2019

Pesticide, Fungicide and plant growth regulator analysis utilizing HPLC-Mass Spectrometry and GC-Mass Spectrometry

	µg/g	Action Limit µg/g	LOD µg/g	LOQ µg/g
Abamectin	ND	0.1	0.032	0.1
Acephate	ND	0.1	0.032	0.1
Acequinocyl	ND	0.1	0.032	0.1
Acetamiprid	ND	0.1	0.032	0.1
Aldicarb	ND	0.1	0.032	0.1
Azoxystrobin	ND	0.1	0.032	0.1
Bifenazate	ND	0.1	0.032	0.1
Bifenthrin	ND	3.0	0.032	0.1
Boscalid	ND	0.1	0.032	0.1
Captan	ND	0.7	0.032	0.1
Carbaryl	ND	0.5	0.032	0.1
Chlorantraniliprole	ND	10.0	0.032	0.1
Clofentezine	ND	0.1	0.032	0.1
Cyfluthrin	ND	2.0	0.032	0.1
Cypermethrin	ND	1.0	0.032	0.1
Diazinon	ND	0.1	0.032	0.1
Dimethomorph	ND	2.0	0.032	0.1
Etoxazole	ND	0.1	0.032	0.1
Fenhexamid	ND	0.1	0.032	0.1
Fenpyroximate	ND	0.1	0.032	0.1
Flonicamid	ND	0.1	0.032	0.1
Fludioxonil	ND	0.1	0.032	0.1
Hexythiazox	ND	0.1	0.032	0.1
Imidacloprid	ND	5.0	0.032	0.1
Kresoxim-methyl	ND	0.1	0.032	0.1
Malathion	ND	0.5	0.032	0.1
Metalaxyl	ND	2.0	0.032	0.1
Methiocarb	ND	1.0	0.032	0.1
Myclobutanil	ND	0.1	0.032	0.1
Naled	ND	0.1	0.032	0.1
Oxamyl	ND	0.5	0.032	0.1
Pentachloronitrobenzene	ND	0.1	0.032	0.1
Permethrin	ND	0.5	0.032	0.1
Phosmet	ND	0.1	0.032	0.1
Piperonylbutoxide	ND	3.0	0.032	0.1
Prallethrin	ND	0.1	0.032	0.1
Propiconazole	ND	0.1	0.032	0.1
Pyrethrins	ND	0.5	0.032	0.1
Pyridaben	ND	0.1	0.032	0.1
Spinetoram	ND	0.1	0.032	0.1
Spinosad	ND	0.1	0.032	0.1
Spiromesifen	ND	0.1	0.032	0.1
Spirotetramat	ND	0.1	0.032	0.1
Tebuconazole	ND	0.1	0.032	0.1
Thiamethoxam	ND	5.0	0.032	0.1
Trifloxystrobin	ND	0.1	0.032	0.1

Pesticide Test Results 03/07/2019

Pesticide, Fungicide and plant growth regulator analysis utilizing HPLC-Mass Spectrometry and GC-Mass Spectrometry

	µg/g	Action Limit µg/g	LOD µg/g	LOQ µg/g
Aldicarb	ND	ND	0.032	0.1
Carbofuran	ND	ND	0.032	0.1
Chlordane	ND	ND	0.032	0.1
Chlorfenapyr	ND	ND	0.032	0.1
Chlorpyrifos	ND	ND	0.032	0.1
Coumaphos	ND	ND	0.032	0.1
Daminozide	ND	ND	0.032	0.1
DDVP (Dichlorvos)	ND	ND	0.032	0.1
Dimethoate	ND	ND	0.032	0.1
Ethoprophos)	ND	ND	0.032	0.1
Etofenprox	ND	ND	0.032	0.1
Fenoxycarb	ND	ND	0.032	0.1
Fipronil	ND	ND	0.032	0.1
Imazalil	ND	ND	0.032	0.1
Methiocarb	ND	ND	0.032	0.1
Methyl parathion	ND	ND	0.032	0.1
Mevinphos	ND	ND	0.032	0.1
Paclobutrazol	ND	ND	0.032	0.1
Propoxur	ND	ND	0.032	0.1
Spiroxamine	ND	ND	0.032	0.1
Thiacloprid	ND	ND	0.032	0.1

Foreign Material Test Results

Sample Certification

Scan to verify at sclabs.com
Sample must be marked as public to be viewable

Josh Wurzer, President
Date: 03/09/2019

SC Laboratories - CB-18-0000013-TEMP - 100 Pioneer Street, Santa Cruz, CA 95060 CoA ID: 190305Q003-001 - Page 2 of 3

These results relate only to the items tested. This test report shall not be reproduced except in full, without written approval of the laboratory.
The uncertainty of measurement associated with the measurement result reported in this certificate is available from SC Laboratories upon request.

②

Certificate of Analysis

Sample Name: Skunk #1
LIMS Sample ID: 190305Q003
Batch #:
Sample Metrc ID:
Sample Type: Concentrate, Product Inhalable
Batch Count:
Sample Count:
Unit Mass:
Serving Mass:

Date Collected: 03/05/2019
Date Received: 03/05/2019
Tested for: Eybna
License #:
Address: CA
Produced by:
License #:
Address:
Overall result for batch:

Residual Solvent Test Results 03/07/2019

Residual Solvent analysis utilizing Gas Chromatography - Mass Spectrometry (GC - MS)

	µg/g	Action Limit µg/g	LOD µg/g	LOQ µg/g
1,2-Dichloroethane	ND	1.0	0.162	0.474
Benzene	ND	1.0	0.321	0.941
Chloroform	ND	1.0	0.096	0.282
Ethylene Oxide	ND	1.0	0.321	0.941
Methylene chloride	ND	1.0	0.192	0.565
Trichloroethylene	ND	1.0	0.127	0.373
Acetone	1418.97	5000.0	27.42	1048.28
Acetonitrile	ND	410.0	0.657	1.925
Butane	ND	5000.0	107.06	313.69
Ethanol	ND	5000.0	149.81	438.94
Ethyl acetate	ND	5000.0	149.48	437.97
Ethyl ether	ND	5000.0	375.12	1099.1
Heptane	ND	5000.0	149.21	437.17
Hexane	ND	290.0	18.5	54.22
Isopropyl Alcohol	ND	5000.0	74.61	218.59
Methanol	ND	3000.0	96.47	282.66
Pentane	ND	5000.0	149.25	437.21
Propane	ND	5000.0	106.66	312.5
Toluene	<5.18	890.0	2.107	20.82
Total Xylenes	24.949	2170.0	1.867	4.065

Batch Photo

Note

Sample Certification

Scan to verify at sclabs.com
Sample must be marked as public to be viewable

Josh Wurzer, President
Date: 03/09/2019

SC Laboratories - CB-18-0000013-TEMP - 100 Pioneer Street, Santa Cruz, CA 95060 CoA ID: 190305Q003-001 - Page 3 of 3

These results relate only to the items tested. This test report shall not be reproduced except in full, without written approval of the laboratory.
The uncertainty of measurement associated with the measurement result reported in this certificate is available from SC Laboratories upon request.

-Skunk #1-cannabinoids

Certificate of Analysis

Sample Name: Skunk #1
LIMS Sample ID: 190305Q003
Batch #:
Sample Metrc ID:
Sample Type: Concentrate, Product Inhalable
Batch Count:
Sample Count:
Unit Mass:
Serving Mass:

Date Collected: 03/05/2019
Date Received: 03/05/2019
Tested for: Eybna
License #:
Address: CA
Produced by:
License #:
Address:
Overall result for batch:

Moisture Test Results

	%
Moisture	

Water Activity Test Results

	Aw	Action Limit Aw
Water Activity		

Cannabinoid Test Results 03/07/2019

Cannabinoid analysis utilizing High Performance Liquid Chromatography (HPLC, QSP 5-4-4-4)

	mg/g	%	LOD mg/g	LOQ mg/g
THC	ND	ND	0.017	0.2
THCa	ND	ND	0.02	0.2
CBD	ND	ND	0.012	0.2
CBDa	ND	ND	0.012	0.2
CBN	ND	ND	0.006	0.2
CBDV	ND	ND	0.0038	0.2
CBDVa	ND	ND	0.014	0.2
CBG	ND	ND	0.012	0.2
CBGa	ND	ND	0.017	0.2
THCV	ND	ND	0.009	0.2
Δ8 - THC	ND	ND	0.021	0.2
CBC	ND	ND	0.011	0.2
Sum of Cannabinoids:	**ND**	**ND**		
Total THC (0.9*THC+0.877*THCa)	ND	ND		
Total CBD (CBD+0.877*CBDa)	ND	ND		

	Action Limit mg
THC per Unit	
THC per Serving	

Microbiological Test Results 03/08/2019

PCR and fluorescence detection of microbiological impurities

		Action Limit
Shiga toxin-producing Escherichia coli	ND	ND
Salmonella spp.	ND	ND
Aspergillus fumigatus	ND	ND
Aspergillus flavus	ND	ND
Aspergillus niger	ND	ND
Aspergillus terreus	ND	ND

Heavy Metal Test Results

Heavy metal analysis utilizing Inductively Coupled Plasma Mass Spectrometry (ICP-MS)

	µg/g	Action Limit µg/g	LOD µg/g	LOQ µg/g
Cadmium	NT			
Lead	NT			
Arsenic	NT			
Mercury	NT			

Mycotoxin Test Results

Mycotoxin analysis utilizing HPLC-Mass Spectrometry

	µg/kg	Action Limit µg/kg	LOD µg/kg	LOQ µg/kg
Aflatoxin B1, B2, G1, G2	NT			
Ochratoxin A	NT			

Terpene Test Results 03/09/2019

Terpene analysis utilizing Gas Chromatography - Flame Ionization Detection (GC - FID)

	mg/g	%	LOD mg/g	LOQ mg/g
(-)Isobornol	ND	ND	0.21	0.67
(-)Pinene	119.46	11.946	0.21	0.67
3 Carene	ND	ND	0.21	0.67
Borneol	ND	ND	0.21	0.67
(-)Caryophyllene	5.92	0.592	0.21	0.67
Geraniol	ND	ND	0.21	0.67
(-)Humulene	1.13	0.113	0.21	0.67
Terpinolene	7.55	0.755	0.21	0.67
Valencene	ND	ND	0.21	0.67
Menthol	ND	ND	0.21	0.67
Nerolidol	ND	ND	0.21	0.67
Camphene	5.37	0.537	0.21	0.67
Eucalyptol	ND	ND	0.21	0.67
(-)Cedrene	ND	ND	0.21	0.67
Camphor	ND	ND	0.21	0.67
(-)-Isopulegol	ND	ND	0.21	0.67
Sabinene	ND	ND	0.21	0.67
(-)Terpinene	ND	ND	0.21	0.67
(-)Terpinene	1.19	0.119	0.21	0.67
Linalool	1.48	0.148	0.21	0.67
Limonene	209.42	20.942	0.21	0.67
Myrcene	514.77	51.477	0.21	0.67
Fenchol	ND	ND	0.21	0.67
(-)Phellandrene	21.59	2.159	0.21	0.67
Caryophyllene Oxide	ND	ND	0.21	0.67
Terpineol	<LOQ	<LOQ	0.21	0.67
(-)Pinene	8.28	0.828	0.21	0.67
R-(+)-Pulegone	ND	ND	0.21	0.67
Geranyl Acetate	ND	ND	0.21	0.67
Citronellol	ND	ND	0.21	0.67
p-Cymene	1.99	0.199	0.21	0.67
Ocimene	ND	ND	0.21	0.67
(Guaiol	ND	ND	0.21	0.67
Phytol	1.14	0.114	0.21	0.67
Isoborneol	ND	ND	0.21	0.67
Total Terpene Concentration:	**909.89**	**90.989**		

Sample Certification

Scan to verify at sclabs.com
Sample must be marked as public to be viewable

Josh Wurzer, President
Date: 03/09/2019

SC Laboratories - CB-18-0000013-TEMP - 100 Pioneer Street, Santa Cruz, CA 95060 CoA ID: 190305Q003-001 - Page 1 of 3

These results relate only to the items tested. This test report shall not be reproduced except in full, without written approval of the laboratory.
The uncertainty of measurement associated with the measurement result reported in this certificate is available from SC Laboratories upon request.

Thin Mint(Hybrid)

Durban PoisonとOG Kushの交配から作られた
Hybrid大麻株
甘いミントの香り

Hybrid（Sativa:25％ / Indica75％）

50ml / 1.7oz	250ml / 8.4oz
￥90,000(税込)	**￥358,000**(税込)

Aromatic Profile

Flavor map

Berry	Fruity	Honey	Sour	Vanilla	Citrus	Minty
1	4	1	2	6	3	10

Food Grade · Only Natural Ingredients · Solvent Free · Botanical Derived · OU Kosher · Non GMO · ISO 9001

主要なテルペン

D-Limonene	19.80%
Peppermint oil	18.96%
Beta-Caryophyllene	17.20%
endo-Fenchol	4.69%
Alpha-Humulene	4.69%
Alpha-Pinene	4.26%
Linalool	4.26%
β-Ocimene	3.83%
Alpha-Terpineol	3.40%
Nerolidol	2.09%
Other Compounds	16.82%

COA(成分分析表)

-Thin Mint-terpenes

①

sclabs™

Hemp Quality Assurance Testing
CERTIFICATE OF ANALYSIS
THIN MINT - PALATE LINE | DATE ISSUED 09/07/2020

Pesticide Analysis

CATEGORY 1 AND 2 PESTICIDES
Pesticide and plant growth regulator analysis utilizing high-performance liquid chromatography-mass spectrometry (HPLC-MS) or gas chromatography-mass spectrometry (GC-MS). *GC-MS utilized where indicated.

Method: CSP - (1213) Analysis of Pesticides and Mycotoxins by LC-MS or CSP - (1215) Analysis of Pesticides by GC-MS

CATEGORY 1 PESTICIDE TEST RESULTS - 09/07/2020 PASS

COMPOUND	LOD/LOQ (µg/g)	ACTION LIMIT (µg/g)	MEASUREMENT UNCERTAINTY (µg/g)	RESULT (µg/g)	RESULT
Aldicarb	0.03 / 0.09	≥ LOD	N/A	ND	PASS
Carbofuran	0.01 / 0.04	≥ LOD	N/A	ND	PASS
Chlordane*	0.03 / 0.08	≥ LOD	N/A	ND	PASS
Chlorfenapyr*	0.03 / 0.10	≥ LOD	N/A	ND	PASS
Chlorpyrifos	0.02 / 0.06	≥ LOD	N/A	ND	PASS
Coumaphos	0.02 / 0.06	≥ LOD	N/A	ND	PASS
Daminozide	0.03 / 0.10	≥ LOD	N/A	ND	PASS
DDVP (Dichlorvos)	0.02 / 0.07	≥ LOD	N/A	ND	PASS
Dimethoate	0.02 / 0.07	≥ LOD	N/A	ND	PASS
Ethoprop(hos)	0.03 / 0.08	≥ LOD	N/A	ND	PASS
Etofenprox	0.02 / 0.05	≥ LOD	N/A	ND	PASS
Fenoxycarb	0.02 / 0.06	≥ LOD	N/A	ND	PASS
Fipronil	0.02 / 0.06	≥ LOD	N/A	ND	PASS
Imazalil	0.02 / 0.06	≥ LOD	N/A	ND	PASS
Methiocarb	0.02 / 0.06	≥ LOD	N/A	ND	PASS
Methyl parathion	0.03 / 0.10	≥ LOD	N/A	ND	PASS
Mevinphos	0.03 / 0.09	≥ LOD	N/A	ND	PASS
Paclobutrazol	0.02 / 0.05	≥ LOD	N/A	ND	PASS
Propoxur	0.02 / 0.06	≥ LOD	N/A	ND	PASS
Spiroxamine	0.02 / 0.05	≥ LOD	N/A	ND	PASS
Thiacloprid	0.03 / 0.07	≥ LOD	N/A	ND	PASS

CATEGORY 2 PESTICIDE TEST RESULTS - 09/07/2020 PASS

COMPOUND	LOD/LOQ (µg/g)	ACTION LIMIT (µg/g)	MEASUREMENT UNCERTAINTY (µg/g)	RESULT (µg/g)	RESULT
Abamectin	0.03 / 0.10	0.3	N/A	ND	PASS
Acephate	0.01 / 0.04	5	N/A	ND	PASS
Acequinocyl	0.02 / 0.05	4	N/A	ND	PASS
Acetamiprid	0.02 / 0.05	5	N/A	ND	PASS
Azoxystrobin	0.01 / 0.04	40	N/A	ND	PASS
Bifenazate	0.01 / 0.02	5	N/A	ND	PASS
Bifenthrin	0.01 / 0.02	0.5	N/A	ND	PASS
Boscalid	0.02 / 0.06	10	N/A	ND	PASS
Captan	0.2 / 0.5	5	N/A	ND	PASS
Carbaryl	0.01 / 0.02	0.5	N/A	ND	PASS
Chlorantraniliprole	0.01 / 0.03	40	N/A	ND	PASS

Continued on next page

②

sclabs™

Hemp Quality Assurance Testing
CERTIFICATE OF ANALYSIS
THIN MINT - PALATE LINE | DATE ISSUED 09/07/2020

Pesticide Analysis *Continued*

CATEGORY 1 AND 2 PESTICIDES
Pesticide and plant growth regulator analysis utilizing high-performance liquid chromatography-mass spectrometry (HPLC-MS) or gas chromatography-mass spectrometry (GC-MS). *GC-MS utilized where indicated.

Method: CSP - (1213) Analysis of Pesticides and Mycotoxins by LC-MS or CSP - (1215) Analysis of Pesticides by GC-MS

CATEGORY 2 PESTICIDE TEST RESULTS - 09/07/2020 *continued* PASS

COMPOUND	LOD/LOQ (µg/g)	ACTION LIMIT (µg/g)	MEASUREMENT UNCERTAINTY (µg/g)	RESULT (µg/g)	RESULT
Clofentezine	0.02 / 0.06	0.5	N/A	ND	PASS
Cyfluthrin	0.1 / 0.4	1	N/A	ND	PASS
Cypermethrin	0.1 / 0.3	1	N/A	ND	PASS
Diazinon	0.01 / 0.04	0.2	N/A	ND	PASS
Dimethomorph	0.01 / 0.03	20	N/A	ND	PASS
Etoxazole	0.010 / 0.028	1.5	N/A	ND	PASS
Fenhexamid	0.03 / 0.1	10	N/A	ND	PASS
Fenpyroximate	0.03 / 0.08	2	N/A	ND	PASS
Flonicamid	0.01 / 0.04	2	N/A	ND	PASS
Fludioxonil	0.03 / 0.08	30	N/A	ND	PASS
Hexythiazox	0.01 / 0.04	2	N/A	ND	PASS
Imidacloprid	0.01 / 0.04	3	N/A	ND	PASS
Kresoxim-methyl	0.02 / 0.07	1	N/A	ND	PASS
Malathion	0.02 / 0.05	5	N/A	ND	PASS
Metalaxyl	0.02 / 0.06	15	N/A	ND	PASS
Methomyl	0.03 / 0.1	0.1	N/A	ND	PASS
Myclobutanil	0.03 / 0.1	9	N/A	ND	PASS
Naled	0.03 / 0.1	0.5	N/A	ND	PASS
Oxamyl	0.02 / 0.06	0.2	N/A	ND	PASS
Pentachloronitrobenzene*	0.03 / 0.09	0.2	N/A	ND	PASS
Permethrin	0.03 / 0.09	20	N/A	ND	PASS
Phosmet	0.03 / 0.10	0.2	N/A	ND	PASS
Piperonylbutoxide	0.003 / 0.009	8	N/A	ND	PASS
Prallethrin	0.03 / 0.08	0.4	N/A	ND	PASS
Propiconazole	0.01 / 0.03	20	N/A	ND	PASS
Pyrethrins	0.03 / 0.08	1	N/A	ND	PASS
Pyridaben	0.006 / 0.019	3	N/A	ND	PASS
Spinetoram	0.02 / 0.07	3	N/A	ND	PASS
Spinosad	0.02 / 0.06	3	N/A	ND	PASS
Spiromesifen	0.02 / 0.06	12	N/A	ND	PASS
Spirotetramat	0.01 / 0.02	13	N/A	ND	PASS
Tebuconazole	0.02 / 0.07	2	N/A	ND	PASS
Thiamethoxam	0.03 / 0.08	4.5	N/A	ND	PASS
Trifloxystrobin	0.01 / 0.03	30	N/A	ND	PASS

③

sclabs™

Hemp Quality Assurance Testing
CERTIFICATE OF ANALYSIS
THIN MINT - PALATE LINE | DATE ISSUED 09/07/2020

Residual Solvents Analysis

CATEGORY 1 AND 2 RESIDUAL SOLVENTS
Residual Solvent analysis utilizing gas chromatography-mass spectrometry (GC-MS).

Method: CSP - (1208) Analysis of Residual Solvents by GC-MS

CATEGORY 1 RESIDUAL SOLVENTS TEST RESULTS - 09/06/2020 PASS

COMPOUND	LOD/LOQ (µg/g)	ACTION LIMIT (µg/g)	MEASUREMENT UNCERTAINTY (µg/g)	RESULT (µg/g)	RESULT
1,2-Dichloroethane	0.05 / 0.1	1	N/A	ND	PASS
Benzene	0.03 / 0.09	1	N/A	ND	PASS
Chloroform	0.1 / 0.2	1	N/A	ND	PASS
Ethylene Oxide	0.1 / 0.4	1	N/A	<LOQ	PASS
Methylene chloride	0.3 / 0.9	1	N/A	ND	PASS
Trichloroethylene	0.1 / 0.3	1	N/A	ND	PASS

CATEGORY 2 RESIDUAL SOLVENTS TEST RESULTS - 09/06/2020 PASS

COMPOUND	LOD/LOQ (µg/g)	ACTION LIMIT (µg/g)	MEASUREMENT UNCERTAINTY (µg/g)	RESULT (µg/g)	RESULT
Acetone	20 / 50	5000	±12.5	329	PASS
Acetonitrile	2 / 7	410	N/A	ND	PASS
Butane	10 / 50	5000	N/A	ND	PASS
Ethanol	20 / 50	5000	N/A	ND	PASS
Ethyl acetate	20 / 60	5000	N/A	ND	PASS
Ethyl ether	20 / 50	5000	N/A	ND	PASS
Heptane	20 / 60	5000	N/A	ND	PASS
Hexane	2 / 5	290	N/A	ND	PASS
Isopropyl Alcohol	10 / 40	5000	N/A	ND	PASS
Methanol	50 / 200	3000	N/A	ND	PASS
Pentane	20 / 50	5000	N/A	ND	PASS
Propane	10 / 20	5000	N/A	ND	PASS
Toluene	7 / 21	890	N/A	ND	PASS
Total Xylenes	50 / 150	2170	N/A	ND	PASS

Heavy Metals Analysis

Heavy metal analysis utilizing inductively coupled plasma-mass spectrometry (ICP-MS).

Method: CSP - (1160) Analysis of Heavy Metals by ICP-MS

HEAVY METALS TEST RESULTS - 09/05/2020 PASS

COMPOUND	LOD/LOQ (µg/g)	ACTION LIMIT (µg/g)	MEASUREMENT UNCERTAINTY (µg/g)	RESULT (µg/g)	RESULT
Cadmium	0.02 / 0.05	0.5	N/A	ND	PASS
Lead	0.04 / 0.1	0.5	N/A	ND	PASS
Arsenic	0.02 / 0.1	1.5	N/A	ND	PASS
Mercury	0.002 / 0.01	3	N/A	<LOQ	PASS

④

sclabs™

Hemp Quality Assurance Testing
CERTIFICATE OF ANALYSIS
THIN MINT - PALATE LINE | DATE ISSUED 09/07/2020

Microbial Impurities Analysis

PCR AND PLATING

Analysis conducted by polymerase chain reaction (PCR) and fluorescence detection of microbial impurities.

Method: CSP - (1221) Analysis of Microbial Impurities

MICROBIAL IMPURITIES TEST RESULTS (PCR) - 09/04/2020 PASS

COMPOUND	ACTION LIMIT	RESULT	RESULT
Shiga toxin-producing Escherichia coli	Detect	ND	PASS
Salmonella spp.	Detect	ND	PASS
Aspergillus fumigatus	Detect	ND	PASS
Aspergillus flavus	Detect	ND	PASS
Aspergillus niger	Detect	ND	PASS
Aspergillus terreus	Detect	ND	PASS

Analysis conducted by 3M™ Petrifilm™ and plate counts of microbial impurities.

Method: CSP - (1218) Plating with 3M™ Petrifilm™

MICROBIAL IMPURITIES TEST RESULTS (PLATING)

COMPOUND	RESULT (cfu/g)
Aerobic Plate Count	NT
Total Yeast and Mold	NT

CONTACT

制作会社　合同会社LINONX

所在地　大阪府大阪市中央区西心斎橋1-16-12

ニューアメリカプラザ１号館8階B号室

連絡先　TEL : 06-4400-1204

Mail：linonx06@gmail.com

LINE@　ID : @126iaodq

QR